

# ORIGIN

VOLUME 01



**naturedesign**

**naturedesign**

# **ORIGIN**

VOLUME 01



## **AZIENDA**

Naturedesign nasce dalla passione per il rinnovo e il riciclo di materiali di recupero. Da tre generazioni tramandiamo un prezioso know-how basato su una sapiente artigianalità in grado di ridare vita al legno Secolare e creare arredi unici e senza tempo. Il tema del recupero evolve ora in una nuova visione che intende dare vita ad arredi dal design sofisticato sempre più rispettosi dell'ambiente ispirati alla natura che ci circonda.

## **COMPANY**

*Naturedesign grows from a passion for renewing and recycling recovered materials. For three generations we have transmitted valuable know-how based on skilful craftsmanship to give new life to Secolare wood, creating unique, timeless furnishings. The idea of recovery now evolves in a new vision that intends to breathe life into furnishings with a sophisticated design that is increasingly respectful of the environment and inspired by the nature that surrounds us.*

## **FILOSOFIA**

La nostra mission è esaltare le potenzialità espressive e sensoriali della materia dando vita a pezzi unici dove i legni di recupero più rari e preziosi si accostano ad altri materiali naturali ed ecocompatibili. Ci guida un senso di responsabilità inteso come impegno verso l'ambiente e verso le persone. L'ambizione perpetua verso la ricerca dell'armonia estetica, con grande senso di cura per le lavorazioni, i materiali e le persone. Il tutto realizzando prodotti in legno senza abbattere alcun albero ed esclusivamente Made in Italy.

## **PHILOSOPHY**

*Our mission is to enhance the expressive and sensory potential of the material, forming unique items in which the rarest and most valuable recovered wood is combined with other natural, eco-friendly materials. We are guided by a sense of responsibility, understood as a commitment to people and the environment. A never-ending ambition for aesthetic harmony with a great sense of care for processes, materials, and people. All by creating wooden products without felling any trees, and everything exclusively Made in Italy.*

## ORIGIN = LEGNO SECOLARE ORIGIN = SECOLARE WOOD

Protagonista della nostra produzione è il legno. Reso partecipe in molteplici declinazioni ed essenze ma quella che ci contraddistingue è il legno architettonico antico, il legno Secolare. Materiale pregiato che proviene da antiche strutture architettoniche che per oltre un secolo ha sorretto porte, muri, finestre. L'esposizione alle intemperie durata centinaia di anni ha creato una patina non replicabile artificialmente dalla mano dell'uomo con un gioco di luci tra gli avvallamenti e le irregolarità del materiale.

*The leading material in our products is wood. It appears in many forms and types, but what makes us stand out is our use of ancient architectural wood, so-called Secolare wood. This valuable material is obtained from ancient architectural structures that have supported doors, walls, and windows for more than a century. Wood exposed to the weather for hundreds of years develops a patina that cannot be artificially replicated by human hands, leading to a play of light among the depressions and irregularities of the material.*



## RECUPERO E SELEZIONE RECOVERY AND SELECTION

Gli architravi Secolari vengono recuperati con lo scopo di preservarne la patina donatagli dal tempo e lavorarli per esaltarne ogni scalfittura e imperfezione. La nostra missione inizia con la cernita del materiale per abbinare al meglio venature e colore. È un lavoro certosino affidato ai nostri ebanisti che grazie all'esperienza ultradecennale nel restauro del mobile d'arte sono in grado di creare elementi unici e ineguagliabili.

*Secular wooden beams are recovered with the goal of preserving the patina that has developed over time and working the surface to enhance each scratch and imperfection. Our mission begins with the selection of material to best combine colour and grain. This work is entrusted to our woodworkers, who have decades of experience in furniture restoration and are able to create unique, one-of-a-kind elements.*

## RESTAURO E ARTIGIANALITÀ RESTORATION AND CRAFTSMANSHIP

Mani sapienti e attente che restaurano tavole vissute e segnate dal tempo. Il processo di restauro prevede un percorso di lavorazione che comprende sette fasi manuali, dalla levigatura alla verniciatura, per esaltare ancor di più il materiale donandogli un'incredibile morbidezza al tatto senza però alterarne l'aspetto estetico. Un processo di lavorazione artigianale che conferisce stabilità e resistenza, rispettando la materia prima, ed esaltandone le caratteristiche datole dal tempo.

*Knowing, attentive hands restore boards that have lived and become marked by time. The restoration process involves seven manual phases, from sanding to varnishing, that enhance the material even more, making it incredibly soft to the touch without altering its appearance. An artisan production process that gives the material stability and resistance, respecting the raw material and enhancing the characteristics it has acquired over time.*



## SOSTENIBILITÀ SUSTAINABILITY

Il legno viene trattato esclusivamente con vernici all'acqua con una sicurezza di grado alimentare. La vernice che utilizziamo è la stessa che viene utilizzata sui giocattoli in legno per bambini fino ai tre anni.

Zero solventi volatili.

Zero emissioni dannose.

100% protezione dall'utilizzo quotidiano.

*The wood is treated exclusively with water-based, food-grade varnishes. The varnish we use is the same as the finish on wooden toys for children up to three years old.*

*Zero volatile solvents.*

*Zero hazardous emissions.*

*100% protected from daily use.*



**0%**

ALBERI ABATTUTI  
FELLED TREES

**100%**

FINITURE ALL'ACQUA  
WATER-BASED FINISHES

**0%**

SOLVENTI NOCIVI  
HARMFUL SOLVENTS

**100%**

MADE IN ITALY  
MADE IN ITALY



# INDEX

## TAVOLI / TABLES

Bridge	p. 16
Cocoon	p. 20
Gate	p. 26
Fontana	p. 30
Harvest Metal	p. 36
Harvest Murano	p. 40
Ill Metal	p. 44
Ill Murano	p. 48
Sequoia	p. 52
Unique	p. 56
Wave	p. 64
X	p. 70

## MADIE / SIDEBARDS

Duefacce	p. 80
Gea	p. 84
Geode	p. 88
River	p. 92
Shell	p. 96
Slice	p. 100

## LIBRERIE / BOOKSHELVES

Frost	p. 106
Gemini	p. 110
Graft Metal	p. 114
Graft Glass	p. 118
Random	p. 120

## SOGGIORNO / LIVING

Line	p. 126
Living Plain	p. 130

## ACCESSORI CUCINA / KITCHEN TOOLS

Random Kitchen	p. 136
Sommelier	p. 138
Willow	p. 146

## COMPLEMENTI / COMPLEMENTS

Archi-lamp	p. 150
Big Flat	p. 152

## INFORMAZIONI TECNICHE / TECHNICAL INFORMATION

p. 154


## MATERIALI & FINITURE / MATERIALS & FINISHES

p. 176



# OVERVIEW

## Tavoli / Tables



**Bridge** p. 16  
*Technical details p. 156*



**Cocoon** p. 20  
*Technical details p. 156*



**Gate** p. 26  
*Technical details p. 157*



**Ill Metal** p. 44  
*Technical details p. 159*



**Ill Murano** p. 48  
*Technical details p. 159*



**Sequoia** p. 52  
*Technical details p. 160*



**Fontana** p. 30  
*Technical details p. 157*



**Harvest Metal** p. 36  
*Technical details p. 158*




**Harvest Murano** p. 40  
*Technical details p. 158*



**Unique** p. 56  
*Technical details p. 160*



**Wave** p. 64  
*Technical details p. 161*



**X** p. 70  
*Technical details p. 162*

# BRIDGE

Tavolo / Table



Tavolo Bridge con top e trave in vetro trasparente e base in legno Secolare Naturale.

*Bridge table with top and beam in transparent glass and base in natural Secolare wood.*





# COCOON

Tavolo / Table



Tavolo Cocoon con top in legno Secolare naturale e base in metallo brunito. A destra: Base in metallo bronzo luxor.

*Cocoon table with natural Secolare wood top and brown metal base. Right: luxor bronze metal base.*





Tavolo Cocoon con top in legno frassino caramello e base in metallo champagne.

*Cocoon table with caramel ash wood top and champagne metal base.*




Tavolo Cocoon Allungabile con top in legno Secolare nero e base in metallo nero opaco.

*Extendable Cocoon table with black Secolare wood top and matt black metal base.*

# GATE

Tavolo / Table



Tavolo Gate con top in legno Secolare naturale e base in metallo nero opaco.

*Gate table with natural Secolare wood top and matt black metal base.*








# FONTANA

Tavolo / Table



Tavolo Fontana con top in legno Secolare naturale e base in vetro cotto extrachiaro.

*Fontana table with natural Secolare wood top and extra-clear cast glass base.*







Tavolo Fontana con top in legno frassino nero assoluto e base in vetro cotto extrachiaro.

*Fontana table with absolute black ash wood top and extra-clear cast glass base.*

# HARVEST METAL

Tavolo / Table



Tavolo Harvest Metal con top in legno Secolare naturale e base in metallo bronzo luxor.

*Harvest Metal table with natural Secolare wood top and luxor bronze metal base.*






# HARVEST MURANO

Tavolo / Table



Tavolo Harvest Murano con top in legno Secolare naturale e base in vetro di Murano extrachiaro.

*Harvest Murano table with natural Secolare wood top and extra-clear Murano glass base.*





Tavolo Harvest Murano con top in legno frassino nero assoluto e base in vetro di Murano grigio fumo.

*Harvest Murano table with absolute black ash wood top and smoke grey Murano glass base.*

# ILL METAL

Tavolo / Table



Tavolo Ill Metal con top in legno Secolare naturale e base in metallo bronzo luxor.

*Ill Metal table with natural Secolare wood top and luxor bronze metal base.*







# ILL MURANO

Tavolo / Table



Tavolo Ill Murano con top in legno Secolare naturale e base in vetro di Murano extrachiaro.

*Ill Murano table with natural Secolare wood top and extra-clear Murano glass base.*





# SEQUOIA

Tavolo / Table



Tavolo Sequoia con basamento in radice di teak, top in vetro trasparente e base in metallo nero opaco.

*Sequoia table with teak root base, transparent glass top and matt black metal base.*





# UNIQUE

Tavolo / Table



Tavolo Unique con top e base in vetro  
extrachiaro e trave in legno Secolare naturale.

*Unique table with extra-clear glass top and  
base and natural Secolare wood beam.*





Tavolo Unique con top e base in vetro extrachiaro e trave in legno Secolare nero.

*Unique table with extra-clear glass top and base and black Secolare wood beam.*



Tavolo Unique con top e base in vetro  
extrachiaro e trave in legno Secolare  
naturale.

*Unique table with extra-clear glass top and  
base and natural Secolare wood beam.*







Ciascun tavolo Unique viene creato attorno all'asse scelta dal cliente tra quelle disponibili, adattandone le misure alle dimensioni, rendendolo così un elemento d'arredo originale e personalizzato, anch'esso unico e irripetibile. Negli avvallamenti e nelle fessure create dal tempo e dall'erosione delle intemperie, viene inoltre colata una lega metallica per tassellare la trave, donandole ancora maggiore unicità.

*Each Unique table is created around the board chosen by the client from the ones available, adapting the table size to the board dimensions, making it an original and personalized item of furniture that is unique and one of a kind. A metal alloy is poured into the depressions and cracks created over time due to weathering and erosion, plugging the beam and making the item even more unique.*

Il tavolo Unique unisce la robustezza di un architrave in legno Secolare alla leggerezza del basamento e del top in vetro extrachiaro. Il design nasce da una delle assi secolari presenti nell'Atelier Naturedesign, ognuna delle quali è unica e irripetibile. Assi recuperate da strutture architettoniche antiche, sapientemente restaurate per preservare ed esaltare il fascino assunto nel tempo.

*The Unique table combines the robustness of a secolare wooden beam with a lightweight base and top in extra-clear glass. The design evolves from one of the secular boards present in the Naturedesign Atelier, each of which is unique and one of a kind. Boards recovered from ancient architectural structures, skilfully restored to preserve and enhance the charm they have gained over time.*



# WAVE

Tavolo / Table



Tavolo Wave con top in vetro extrachiaro, base in metallo brunito e trave in legno Secolare naturale.  
A destra: top in vetro cotto fumè.

*Wave table with extra-clear glass top, brown metal base and natural Secolare wood beam.  
Right: smoked cast glass top.*





Tavolo Wave con top in vetro cotto fumè,  
trave in legno frassino nero assoluto e  
base in metallo nero opaco.

*Wave table with smoked cast glass top,  
absolute black ash wood beam and matt  
black metal base.*



Tavolo Wave con top in ceramica Calacatta Gold, base in metallo brunito e trave in legno frassino moka.

*Wave table with Calacatta Gold ceramic top, brown metal base and moka ash wood beam.*

X

Tavolo / Table



Tavolo X con top in vetro extrachiaro, base in metallo brunito e legno Secolare naturale.

*X Table with extra-clear glass top, brown metal base and natural Secolare wood base.*








Tavolo X con top in vetro trasparente,  
base in legno frassino caramello e  
metallo champagne.

*X table with transparent glass top,  
caramel ash wood and champagne  
metal base.*



Tavolo X con top in ceramica Sahara Noir,  
base in metallo nero opaco e  
legno frassino nero assoluto.

*X Table with Sahara Noir ceramic top,  
matt black metal base and absolute  
black ash wood base.*





# OVERVIEW

## Madie / Sideboards



**Duefacce** p. 80  
*Technical details p. 163*



**Gea** p. 84  
*Technical details p. 163*



**Geode** p. 88  
*Technical details p. 164*



**River** p. 92  
*Technical details p. 164*



**Shell** p. 96  
*Technical details p. 165*



**Slice** p. 100  
*Technical details p. 165*

# DUEFACCE

Madia / Sideboard



Madia Duefacce con struttura e anta in legno frassino nero assoluto, anta in ceramica Sahara Noir e base in metallo nero opaco.

*Duefacce sideboard with absolute black ash wood structure and door, Sahara Noir ceramic door and matt black metal base.*






# GEA

Madia / Sideboard



Madia Gea con struttura in legno frassino nero assoluto, ante in legno Secolare naturale e base in metallo nero opaco.

*Gea sideboard with absolute black ash wood structure, natural Secolare wood doors and matt black metal base.*





Madia Gea con struttura in legno frassino assoluto, ante in legno Secolare nero e base in metallo nero opaco.

*Gea sideboard with black Secolare wood doors, absolute black ash wood structure and matt black metal base.*

# GEODE

Madia / Sideboard



Madia Geode con ante e fianchi in legno Secolare naturale, top in marmo Calacatta Gold e base in metallo brunito.

*Geode sideboard with natural Secolare wood doors and sides, Calacatta Gold marble top and brown metal base.*





# RIVER

Madia / Sideboard



Madia River con struttura in legno Secolare naturale, anta e fianchi in vetro cotto extrachiaro e cassetto rivestito in pelle.

*River sideboard with natural Secolare wood structure, extra-clear cast glass door and sides and drawer with leather covered front.*







# SHELL

Madia / Sideboard



Madia Shell con struttura in legno  
Secolare naturale, top in ceramica  
Patagonia e base in metallo brunito.

*Shell sideboard with natural Secolare  
wood structure, Patagonia ceramic top  
and brown metal base.*





Madia Shell con struttura in legno frassino moka, top in marmo Patagonia e base in metallo sabbia.

*Shell sideboard with moka ash wood structure, Patagonia marble top and sand metal base.*

# SLICE

Madia / Sideboard



Madia Shell con struttura in legno frassino moka, inserto in legno Secolare naturale e base in metallo brunito.

*Slice sideboard with moka ash wood structure, natural Secolare wood insert and brown metal base.*





# OVERVIEW

## Librerie / Bookshelves



**Frost** p. 106  
*Technical details p. 166*



**Gemini** p. 110  
*Technical details p. 167*



**Graft Metal** p. 114  
*Technical details p. 168*




**Graft Glass** p. 118  
*Technical details p. 169*



**Random** p. 120  
*Technical details p. 170*

# FROST

Libreria / Bookshelf



Libreria Frost con struttura in vetro trasparente e ripiani in legno Secolare naturale.

*Frost bookshelf with transparent glass structure and natural Secolare wood shelves.*





Libreria Frost con struttura in vetro trasparente e ripiani in legno Secolare naturale.

*Frost bookshelf with transparent glass structure and natural Secolare wood shelves.*



# GEMINI

Libreria / Bookshelf



Libreria Gemini in legno Secolare naturale e metallo bronzo luxor.  
A destra: legno Secolare naturale e metallo brunito.

*Gemini bookshelf in natural Secolare wood and luxor bronze metal.  
Right: natural Secolare wood and brown metal.*





Libreria Gemini in legno Secolare nero  
e metallo nero opaco.

*Gemini bookshelf in black Secolare wood  
and matt black metal.*

# GRAFT METAL

Libreria / Bookshelf



Libreria Graft Metal con struttura in metallo luxor bronzo e ripiani in legno Secolare naturale.  
A destra: Struttura in metallo brunito e ripiani in legno Secolare naturale.

*Graft Metal bookshelf with bronze luxor metal structure and natural Secolare wood shelves.  
Right: brown metal structure and natural Secolare wood shelves.*





Libreria Graft Metal con struttura in metallo nero opaco e ripiani in legno Secolare nero.

*Graft Metal bookshelf with matt black metal structure and black Secolare wood shelves.*

# GRAFT GLASS

Libreria / Bookshelf



Libreria Graft Glass con struttura in vetro  
extrachiaro e ripiani in legno Secolare naturale.

*Graft Glass bookshelf with extra-clear glass  
structure and natural Secolare wood shelves.*



# RANDOM

Libreria / Bookshelf



Libreria Random con ripiani in legno frassino nero assoluto e struttura in metallo luxor oro. A destra: ripiani in legno Secolare naturale e struttura in metallo brunito.

*Random bookshelf with absolute black ash wood shelves and luxor gold metal structure. Right: natural Secolare wood shelves and brown metal structure.*





Libreria Random con ripiani in legno Secolare nero e struttura in metallo nero opaco. A sinistra: ripiani in legno frassino moka e struttura in metallo brunito.

*Random bookshelf with black Secolare wood shelves and matt black metal structure. Left: moka ash wood shelves and brown metal structure.*

# OVERVIEW

Soggiorno / *Living*



**Line** p. 126  
*Technical details p. 171*




**Living Plain** p. 130  
*Technical details p. 172*




# LINE

Soggiorno / Living



Line con mensole in legno Secolare naturale.

*Line with shelves in natural Secolare wood.*





Line Box con struttura in legno Secolare naturale e base in metallo brunito.

*Line Box with natural Secolare wood structure and brown metal base.*

# LIVING PLAIN

Soggiorno / Living



Living Plain con anta in legno Secolare naturale e struttura in legno frassino nero assoluto.

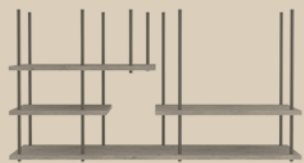
*Living Plain with natural Secolare wood door and absolute black ash wood structure.*





# OVERVIEW

Accessori Cucina / *Kitchen Tools*



**Random Kitchen** p. 136  
*Technical details p. 173*



**Sommelier** p. 138  
*Technical details p. 173*



**Willow** p. 146  
*Technical details p. 174*

# RANDOM KITCHEN

Accessorio Cucina / Kitchen Tool



Random Kitchen con ripiani in legno Secolare naturale e struttura in metallo luxor bronzo.

*Random Kitchen with natural Secolare wood shelves and luxor bronze metal structure.*



# SOMMELIER

Accessorio Cucina / Kitchen Tool



Sommelier Wall portabottiglie a parete  
in legno Secolare naturale.

*Sommelier Wall wine rack in natural  
Secolare wood.*





Sommelier Stand portabottiglie da appoggio in legno Secolare naturale e base in metallo brunito.

*Sommelier Stand free-standing wine rack in natural Secolare wood with brown metal base.*



# SNACK TOP

Accessorio Cucina / Kitchen Tool



Snack Top a misura in legno Secolare naturale.

*Snack Top to measure in natural Secolare wood.*





# WILLOW

Accessorio Cucina / Kitchen Tool



Sgabello Willow con base in metallo brunito e seduta in legno Secolare naturale.

*Willow stool with brown metal base and natural Secolare wood seat.*



# OVERVIEW

Lampade / *Lightings*



**Archi-Lamp** p. 150  
*Technical details p. 175*



**Big Flat** p. 152  
*Technical details p. 175*

# ARCHI-LAMP

Lampada / *Lighting*



Archi-lamp in legno Secolare naturale e base in metallo brunito.

*Archi-lamp in natural Secolare wood and brown metal base.*



# BIG FLAT

Lampada / *Lighting*



Big Flat in legno Secolare naturale.

*Big Flat in natural Secolare wood.*



INFORMAZIONI TECNICHE  
*TECHNICAL INFORMATION*

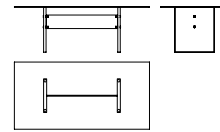
## Bridge

design ND Lab



### DISEGNI / DRAWINGS

Bridge p. 16-19



### MISURE / SIZES

220 x 110 h 75 cm  
87" x 43" h 29,5"

250 x 110 h 75 cm  
98,4" x 43" h 29,5"

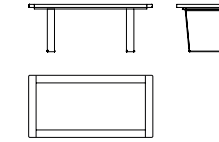
## Gate

design ND Lab



### DISEGNI / DRAWINGS

Gate p. 26-29



### MISURE / SIZES

140 x 90 h 75 cm  
55" x 35,4" h 29,5"

160 x 90 h 75 cm  
63" x 35,4" h 29,5"

180 x 90 h 75 cm  
71" x 35,4" h 29,5"

200 x 100 h 75 cm  
78,7" x 39,4" h 29,5"

240 x 100 h 75 cm  
94,5" x 39,4" h 29,5"

### PIANO / TOP

Vetro / Glass

### BASE / BASE

Legno Secolare /  
Secolare Wood

### TRAVE / BEAM

Vetro / Glass

### PIANO / TOP

Legno Secolare /  
Secolare Wood

### BASE / BASE

Metallo / Metal

Luxor / Luxor

TAVOLI / TABLES

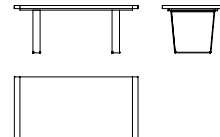
## Cocoon

design ND Lab



### DISEGNI / DRAWINGS

Cocoon p. 20-23



### MISURE / SIZES

160 x 100 h 75 cm  
63" x 39,4" h 29,5"

200 x 100 h 75 cm  
79" x 39,4" h 29,5"

240 x 100 h 75 cm  
94,5" x 39,4" h 29,5"

300 x 100 h 75 cm  
118" x 39,4" h 29,5"

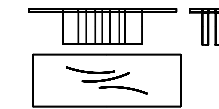
## Fontana

design Gino Carollo



### DISEGNI / DRAWINGS

Fontana p. 30-35



### MISURE / SIZES

250 x 110 h 75 cm  
98,4" x 43,3" h 29,5"

300 x 110 h 75 cm  
118" x 43,3" h 29,5"

350 x 110 h 75 cm  
137,8" x 43,3" h 29,5"

### PIANO / TOP

Legno Secolare /  
Secolare Wood

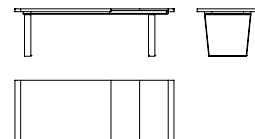
Legno Frassino / Ash Wood

### BASE / BASE

Metallo / Metal

Luxor / Luxor

Cocoon Allungabile p. 24-25



160/250 x 100 h 75 cm  
63"/98,4" x 39,4" h 29,5"

200/290 x 100 h 75 cm  
79"/114" x 39,4" h 29,5"

### PIANO / TOP

Legno Secolare /  
Secolare Wood

Legno Frassino / Ash Wood

### BASE / BASE

Vetro Cotto / Cast Glass

TAVOLI / TABLES



## Harvest Metal

design Gino Carollo



### PIANO / TOP

Legno Secolare /  
Secolare Wood

Legno Frassino / Ash Wood

Legno Noce Americano /  
American Walnut Wood

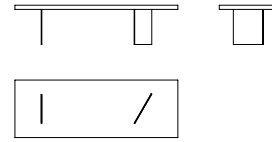
### BASE / BASE

Metallo / Metal

Luxor / Luxor

### DISEGNI / DRAWINGS

Harvest Metal p. 36-39



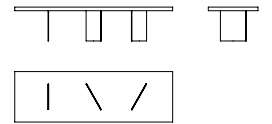
### MISURE / SIZES

200 x 110 h 75 cm  
78,7" x 43,3" h 29,5"

250 x 110 h 75 cm  
98,4" x 43,3" h 29,5"

300 x 110 h 75 cm  
118" x 43,3" h 29,5"

Harvest Metal



350 x 110 h 75 cm  
137,8" x 43,3" h 29,5"

## Harvest Murano

design Gino Carollo



### PIANO / TOP

Legno Secolare /  
Secolare Wood

Legno Frassino / Ash Wood

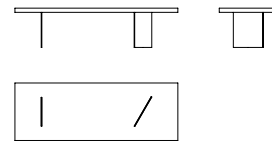
Legno Noce Americano /  
American Walnut Wood

### BASE / BASE

Vetro di Murano /  
Murano Glass

### DISEGNI / DRAWINGS

Harvest Murano p. 40-41



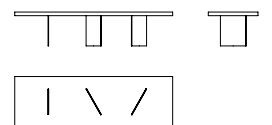
### MISURE / SIZES

200 x 110 h 75 cm  
78,7" x 43,3" h 29,5"

250 x 110 h 75 cm  
98,4" x 43,3" h 29,5"

300 x 110 h 75 cm  
118" x 43,3" h 29,5"

Harvest Murano p. 42-43



350 x 110 h 75 cm  
137,8" x 43,3" h 29,5"

## Ill Metal

design ND Lab



### PIANO / TOP

Legno Secolare /  
Secolare Wood

Legno Frassino / Ash Wood

Legno Noce Americano /  
American Walnut Wood

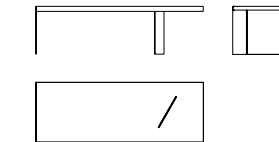
### BASE / BASE

Metallo / Metal

Luxor / Luxor

### DISEGNI / DRAWINGS

Ill Metal p. 44-47



### MISURE / SIZES

200 x 110 h 75 cm  
78,7" x 43,3" h 29,5"

250 x 110 h 75 cm  
98,4" x 43,3" h 29,5"

300 x 110 h 75 cm  
118" x 43,3" h 29,5"

## Ill Murano

design ND Lab



### PIANO / TOP

Legno Secolare /  
Secolare Wood

Legno Frassino / Ash Wood

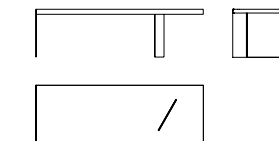
Legno Noce Americano /  
American Walnut Wood

### BASE / BASE

Vetro di Murano /  
Murano Glass

### DISEGNI / DRAWINGS

Ill Murano p. 48-51



### MISURE / SIZES

200 x 110 h 75 cm  
78,7" x 43,3" h 29,5"

250 x 110 h 75 cm  
98,4" x 43,3" h 29,5"

300 x 110 h 75 cm  
118" x 43,3" h 29,5"

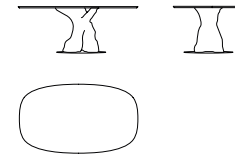
# Sequoia

design ND Lab



## DISEGNI / DRAWINGS

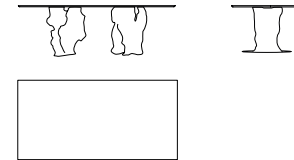
Sequoia p. 52-55



## MISURE / SIZES

200 x 110 h 75 cm  
78,7" x 43" h 29,5"

Sequoia Duo



220 x 110 h 75 cm  
87" x 43" h 29,5"

250 x 110 h 75 cm  
98,4" x 43" h 29,5"

## PIANO / TOP

Vetro / Glass

## BASE / BASE

Radice di Teak / Teak Root

## BASE METALLO / METAL BASE

Metallo / Metal

# Unique

design ND Lab



## DISEGNI / DRAWINGS

Unique p. 56-63

## MISURE / SIZES

Lunghezza variabile a seconda dell'asse scelta / variable length depending on the axis chosen  
P. 110 h 75 cm  
P. 43" h 29,5"

## PIANO / TOP

Vetro / Glass

## BASE / BASE

Vetro / Glass

## TRAVE / BEAM

Legno Secolare / Secolare Wood

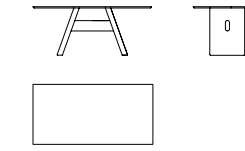
# Wave

design Gino Carollo



## DISEGNI / DRAWINGS

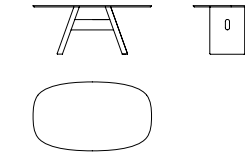
Wave



## MISURE / SIZES

220 x 110 h 75 cm  
87" x 43" h 29,5"

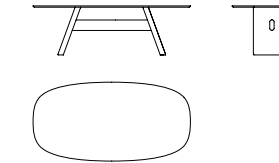
Wave



160 x 110 h 75 cm  
63" x 43" h 29,5"

200 x 110 h 75 cm  
79" x 43" h 29,5"

Wave p. 64-69



240 x 120 h 75 cm  
94" x 47" h 29,5"

300 x 120 h 75 cm  
118" x 47" h 29,5"

## PIANO / TOP

Vetro / Glass

Vetro Cotto / Cast Glass

Ceramica / Ceramic

## BASE / BASE

Metallo / Metal

Luxor / Luxor

## TRAVE / BEAM

Legno Secolare / Secolare Wood

Legno Frassino / Ash Wood

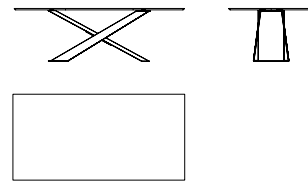
**X**

design Andrea Lucatello



## DISEGNI / DRAWINGS

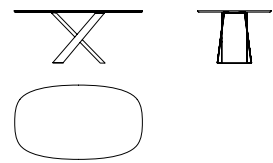
X p. 74-75



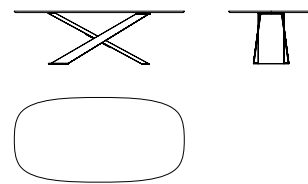
## MISURE / SIZES

220 x 110 h 75 cm  
87" x 43" h 29,5"

X

160 x 110 h 75 cm  
63" x 43" h 29,5"200 x 110 h 75 cm  
79" x 43" h 29,5"

X p. 70-73, 76-77

240 x 120 h 75 cm  
94" x 47" h 29,5"300 x 120 h 75 cm  
118" x 47" h 29,5"

## PIANO / TOP

Vetro / Glass

Vetro Cotto / Cast Glass

Ceramica / Ceramic

BASE METALLO /  
METAL BASE

Metallo / Metal

Luxor / Luxor

BASE LEGNO /  
WOOD BASELegno Secolare /  
Secolare Wood

Legno Frassino / Ash Wood

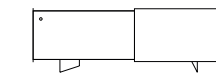
**Duefacce**

design ND Lab



## DISEGNI / DRAWINGS

Duefacce p. 80-83



## MISURE / SIZES

200 x 48 h 75 cm  
79" x 19" h 29,5"250 x 48 h 75 cm  
98,4" x 19" h 29,5"

## STRUTTURA / STRUCTURE

Legno Frassino / Ash Wood

## ANTA / DOOR

Ceramica / Ceramic

## BASE / BASE

Metallo / Metal

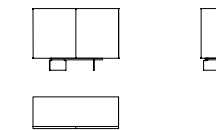
**Gea**

design Gino Carollo



## DISEGNI / DRAWINGS

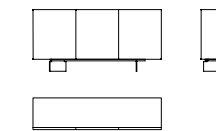
Gea



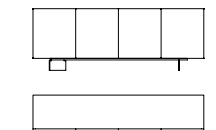
## MISURE / SIZES

140 x 48 h 78 cm  
55" x 19" h 30,7"

Gea

167 x 48 h 78 cm  
65,7" x 19" h 30,7"

Gea p. 84-87

220 x 48 h 78 cm  
86,6" x 19" h 30,7"

## STRUTTURA / STRUCTURE

Legno Frassino / Ash Wood

## ANTE / DOORS

Legno Secolare /  
Secolare Wood

Legno Frassino / Ash Wood

## BASE / BASE

Metallo / Metal

Luxor / Luxor

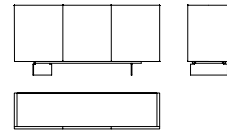
## Geode

design Gino Carollo



### DISEGNI / DRAWINGS

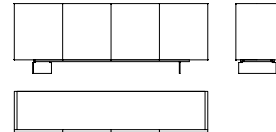
Geode



### MISURE / SIZES

167 x 48 h 78 cm  
65,7" x 19" h 30,7"

Geode p. 88-91



220 x 48 h 78 cm  
86,6" x 19" h 30,7"

### STRUTTURA / STRUCTURE

Legno Frassino / Ash Wood

### ANTE / DOORS

Legno Secolare /  
Secolare Wood

Legno Frassino / Ash Wood

### PIANO / TOP

Legno Secolare / Secolare Wood

Legno Frassino / Ash Wood

Ceramica / Ceramic

Marmo / Marble

### BASE / BASE

Metallo / Metal

Luxor / Luxor

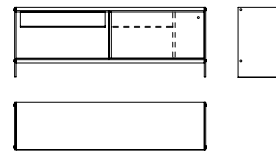
## River

design Gino Carollo



### DISEGNI / DRAWINGS

River p. 92-95



### MISURE / SIZES

200 x 50 h 75 cm  
79" x 19,5" h 29,5"

### STRUTTURA / STRUCTURE

Legno Secolare /  
Secolare Wood

Legno Frassino / Ash Wood

### FIANCHI / SIDES

Vetro Cotto / Cast Glass

### CASSETTO / DRAWER

Pelle / Leather

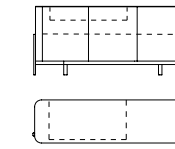
## Shell

design Gino Carollo



### DISEGNI / DRAWINGS

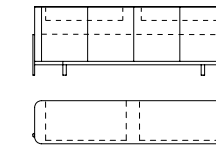
Shell



### MISURE / SIZES

177 x 48 h 77 cm  
69,5" x 19" h 30"

Shell p. 96-99



230 x 48 h 77 cm  
90,5" x 19" x h 30"

### STRUTTURA / STRUCTURE

Legno Secolare /  
Secolare Wood

Legno Frassino / Ash Wood

### PIANO / TOP

Legno Frassino / Ash Wood

Ceramica / Ceramic

Marmo / Marble

### BASE / BASE

Metallo / Metal

Luxor / Luxor

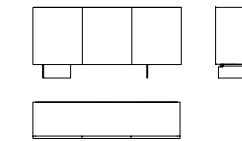
## Slice

design ND Lab



### DISEGNI / DRAWINGS

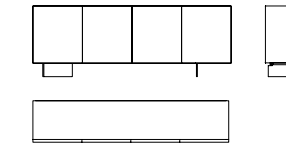
Slice



### MISURE / SIZES

160,5 x 48 h 77 cm  
63" x 19" x h 30"

Slice p. 100-103



214 x 48 h 77 cm  
84" x 19" x h 30"

### STRUTTURA / STRUCTURE

Legno Frassino / Ash Wood

### INSERTO / INSERT

Legno Secolare /  
Secolare Wood

### BASE / BASE

Metallo / Metal

Luxor / Luxor

# Frost

design ND Lab



## DISEGNI / DRAWINGS

Frost p. 106-109



## MISURE / SIZES

40 x 50 x h 200 cm  
15,7" x 19,7" x h 78,7"

## STRUTTURA / STRUCTURE

Vetro / Glass


## RIPIANI / SHELVES

Legno Secolare /  
Secolare Wood

Legno Frassino / Ash Wood

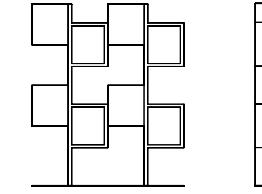
# Gemini

design Andrea Lucatello



## DISEGNI / DRAWINGS

Gemini p. 110-111

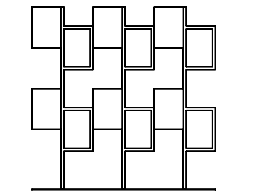


## MISURE / SIZES

126 x 30 x h 188,5 cm  
49,5" x 12" h 74"



Gemini p. 112-113



189 x 30 x h 188,5 cm  
74,5" x 12" h 74"

## STRUTTURA METALLO / METAL STRUCTURE

Metallo / Metal

Luxor / Luxor

## STRUTTURA LEGNO / WOOD STRUCTURE

Legno Secolare /  
Secolare Wood

Legno Frassino / Ash Wood

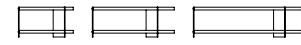
# Graft Metal

design Gino Carollo



## DISEGNI / DRAWINGS

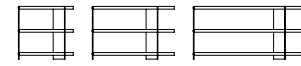
Graft Metal p. 114-117



100 X 36 X h 58 cm  
39.5" X 14" X h 22.8"

150 X 36 X h 58 cm  
59" X 14" X h 22.8"

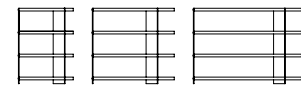
200 X 36 X h 58 cm  
79" X 14" X h 22.8"



100 X 36 X h 99 cm  
39.5" X 14" X h 38.9"

150 X 36 X h 99 cm  
59" X 14" X h 38.9"

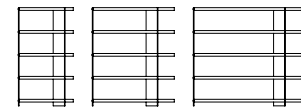
200 X 36 X h 99 cm  
79" X 14" X h 38.9"



100 X 36 X h 139 cm  
39.5" X 14" X h 54.7"

150 X 36 X h 139 cm  
59" X 14" X h 54.7"

200 X 36 X h 139 cm  
79" X 14" X h 54.7"



100 X 36 X h 180 cm  
39.5" X 14" X h 71"

150 X 36 X h 180 cm  
59" X 14" X h 71"

200 X 36 X h 180 cm  
79" X 14" X h 71"

## STRUTTURA / STRUCTURE

Metallo / Metal

Luxor / Luxor

## RIPIANI / SHELVES

Legno Secolare /  
Secolare Wood

Legno Frassino / Ash Wood

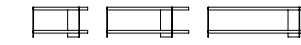
# Graft Glass

design Gino Carollo



## DISEGNI / DRAWINGS

Graft Glass p. 118-119



100 X 36 X h 58 cm  
39.5" X 14" X h 22.8"

150 X 36 X h 58 cm  
59" X 14" X h 22.8"

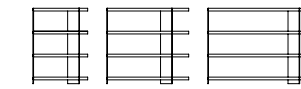
200 X 36 X h 58 cm  
79" X 14" X h 22.8"



100 X 36 X h 99 cm  
39.5" X 14" X h 38.9"

150 X 36 X h 99 cm  
59" X 14" X h 38.9"

200 X 36 X h 99 cm  
79" X 14" X h 38.9"



100 X 36 X h 139 cm  
39.5" X 14" X h 54.7"

150 X 36 X h 139 cm  
59" X 14" X h 54.7"

200 X 36 X h 139 cm  
79" X 14" X h 54.7"



100 X 36 X h 180 cm  
39.5" X 14" X h 71"

150 X 36 X h 180 cm  
59" X 14" X h 71"

200 X 36 X h 180 cm  
79" X 14" X h 71"

## STRUTTURA / STRUCTURE

Vetro / Glass

## RIPIANI / SHELVES

Legno Secolare /  
Secolare Wood

Legno Frassino / Ash Wood

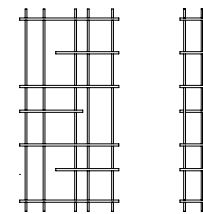
# Random

design Gino Carollo

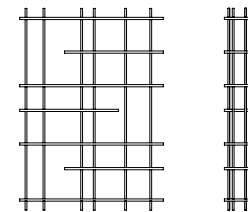


## DISEGNI / DRAWINGS

Random p. 120-121

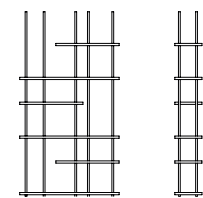


110 x 35 h 225 cm  
43" x 13,7" h 88,5"

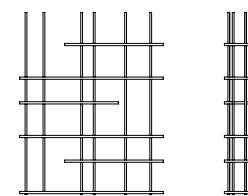


160 x 35 h 225 cm  
63" x 13,7" h 88,5"

110 x 35 h 203 cm  
43" x 13,7" h 80"



Random Suspended p. 122-123



160 x 35 h 203 cm  
63" x 13,7" h 80"


# Line

design ND Lab



## DISEGNI / DRAWINGS

Line p. 126-127



120 x 25/30 sp. 5/6 cm  
47" x 10/12" sp. 2"

200 x 25/30 sp. 5/6 cm  
79" x 10/12" sp. 2"

300 x 25/30 sp. 5/6 cm  
118" x 10/12" sp. 2"

## STRUTTURA / STRUCTURE

Legno Secolare /  
Secolare Wood

# Line Box

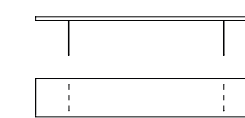
design Gino Carollo



## DISEGNI / DRAWINGS

Line Box p. 128-129

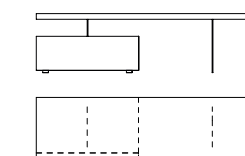
Configurazione /  
Configuration A



220 x 50 h 52 cm  
86,6" x 19,7" h 20,5"

300 x 50 h 52 cm  
118" x 19,7" h 20,5"

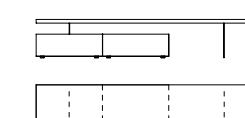
Configurazione /  
Configuration B



220 x 50 h 52 cm  
86,6" x 19,7" h 20,5"

300 x 50 h 52 cm  
118" x 19,7" h 20,5"

Configurazione /  
Configuration C



300 x 50 h 52 cm  
118" x 19,7" h 20,5"

## STRUTTURA / STRUCTURE

Legno Secolare /  
Secolare Wood

## BASE / BASE

Metallo / Metal

Luxor / Luxor

## STRUTTURA / STRUCTURE

Metallo / Metal

Luxor / Luxor

## RIPIANI / SHELVES

Legno Secolare /  
Secolare Wood

Legno Frassino / Ash Wood


## Living Plain

design ND Lab



### DISEGNI / DRAWINGS

Living Plain p. 130-133



### MISURE / SIZES

160 x 35 h 40 cm  
63" x 13,8" h 15,7"

220 x 35 h 40 cm  
86,6" x 13,8" h 15,7"

### STRUTTURA / STRUCTURE

Legno Frassino / Ash Wood

### ANTA / DOOR

Legno Secolare /  
Secolare Wood

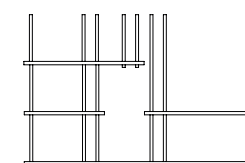
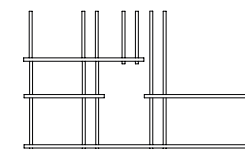
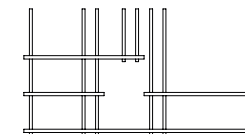
## Random Kitchen

design Gino Carollo



### DISEGNI / DRAWINGS

Random Kitchen p. 136-137



### MISURE / SIZES

180 x 50 h 94,5 cm  
70,8" x 19,6" x h 37,2"

180 x 50 h 104,5 cm  
70,8" x 19,6" x h 41,1"

180 x 50 h 114,5 cm  
70,8" x 19,6" x h 45"

### STRUTTURA / STRUCTURE

Metallo / Metal

Luxor / Luxor

### RIPIANI / SHELVES

Legno Secolare /  
Secolare Wood

Legno Frassino / Ash Wood

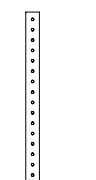
## Sommelier

design ND Lab

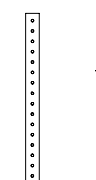


### DISEGNI / DRAWINGS

Sommelier Wall p. 140-141



Sommelier Stand p. 138-139



### MISURE / SIZES

8 x 17 h 70 cm  
3,1" x 6,7" h 27,5"

8 x 17 h 210 cm  
3,1" x 6,7" h 82,7"

8 x 17 h 70 cm  
3,1" x 6,7" h 27,5"

8 x 17 h 210 cm  
3,1" x 6,7" h 82,7"

### STRUTTURA / STRUCTURE

Legno Secolare /  
Secolare Wood

### BASE / BASE

Metallo / Metal



## Snack Top



### PIANO / TOP

Legno Secolare /  
Secolare Wood

### BASE / BASE

Metallo / Metal  
Luxor / Luxor  
Vetro / Glass

### DISEGNI / DRAWINGS

Snack Top p. 142-145



### MISURE / SIZES

PIANO / TOP  
a misura / to measure

SUPPORTO / SUPPORT  
altezza per base cucina /  
height for kitchen base  
h 90 cm  
h 35,4"

## Willow

design Gino Carollo



### STRUTTURA / STRUCTURE

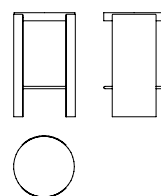
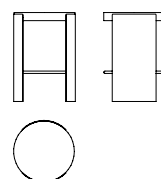
Metallo / Metal  
Luxor / Luxor

### SEDUTA / SEAT

Legno Secolare /  
Secolare Wood  
Legno Frassino / Ash Wood

### DISEGNI / DRAWINGS

Willow p. 146-147



### MISURE / SIZES

Ø 40 h 65 cm  
15,7" h 25,6"

Ø 40 h 75 cm  
15,7" h 29,5"

## Archi-lamp

design ND Lab



### STRUTTURA / STRUCTURE

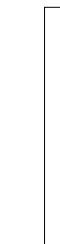
Legno Secolare /  
Secolare Wood

### BASE / BASE

Metallo / Metal

### DISEGNI / DRAWINGS

Archi-lamp p. 150-151



### MISURE / SIZES

17 x 140 sp. 8 cm  
6,7" x 55" sp. 3,1"

## Big Flat

design ND Lab

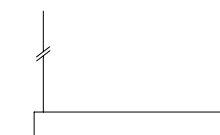


### STRUTTURA / STRUCTURE

Legno Secolare /  
Secolare Wood

### DISEGNI / DRAWINGS

Big Flat p. 152-153



### MISURE / SIZES

140 X h 17 sp. 8 cm  
55" x h 6,7" sp. 3,1"

MATERIALI & FINITURE  
*MATERIALS & FINISHES*

## Legno / Wood



Secolare naturale / *Natural Secolare*



Secolare nero / *Black Secolare*



Frassino caramello / *Caramel ash wood*



Frassino tinta noce / *Walnut color ash wood*



Frassino moka / *Moka ash wood*



Frassino nero assoluto / *Absolute black ash wood*



Noce americano / *American walnut*


## Metallo / Metal



Sabbia gofrato / *Embossed sand*



Champagne / *Champagne*



Brunito / *Brown*



Nero opaco / *Matt black*

## Luxor / Luxor



Oro luxor / *Luxor gold*



Bronzo luxor / *Luxor bronze*



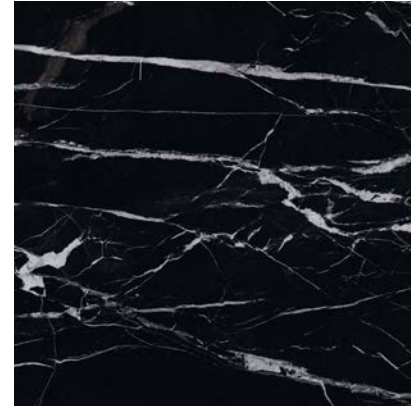
Titania luxor / *Luxor titanium*

# Marmo / Marble


CLASSE UNO



Bianco Carrara



Nero Marquina



Dark Emperador


# Ceramica / Ceramic



Calacatta Gold



Travertino Opaco



Patagonia

FINITURE / FINISHES

CLASSE DUE




Travertino



Camouflage



Arabescato Nero Orobico



Emperador



Sahara Noir

FINITURE / FINISHES

CLASSE TRE



Calacatta Gold



Patagonia




Nero Antico

Il prodotto finito può differire dal campione.  
The finishing of the item might differ slightly from the sample.


## Vetro cotto / Cast glass




Vetro cotto extrachiaro  
Extra-clear cast glass



Vetro cotto ambra  
Amber cast glass



Vetro cotto bronzo  
Bronze cast glass




Vetro cotto fumè  
Smoked cast glass

FINITURE / FINISHES

## Vetro / Glass



Vetro extrachiaro  
Extra-clear glass



Vetro bronzo  
Bronze glass



Vetro fumè  
Smoked glass

FINITURE / FINISHES

## Vetro Murano / Murano glass

\* La tonalità di colore è puramente indicativa. Trattandosi di un prodotto artigianale interamente realizzato a mano con una miscela di polveri e minerali naturali, il colore finale differisce tra i lotti di produzione.

\* The shade of color is only indicative. Being an artisanal product handmade with a blend of natural powders and minerals, the final color differs between production batches.



Extrachiaro / Extra-clear



Grigio Fumo / Smoke Gray \*

**Art Direction**

Gino Carollo

**Visual Content**

Studio28 Gino Carollo

**Photography**

Pierluigi Fossa

**Graphic Design**

Formo

**Printing**

Opero

**Contributing Writers**

Studio28 Gino Carollo

**CGI**

Studio28 Gino Carollo

**Copyright © 2024 Nature Design**

Tutti i diritti relativi a tutti i testi, layout e immagini sono riservati.

Nessun testo, layout o immagine può essere utilizzato o riprodotto per scopi commerciali da terzi, inclusi rivenditori, negozi online e altri, senza previa approvazione scritta da parte di Nature Design.

Nature Design si riserva il diritto di modificare, senza preavviso, materiali, rivestimenti, finiture e disegni dei prodotti del presente catalogo. I colori e le finiture mostrati sono indicativi e possono differire da quelli reali.

*All rights reserved for all text, layout and images.*

*No text, layout or pictures may be used or reproduced for commercial purposes by third parties, including dealers, retailers, internet shops and other, without the prior written approval by Nature Design.*

*Nature Design reserves the right to change, without any notice, materials, covers, finishes and drawings of the products of this catalogue. Colors and finishes shown are approximate and may differ from actual ones.*

Per ulteriori informazioni vi invitiamo a visitare il nostro sito web.

*For further information please visit our website.*

[www.naturedesign.com](http://www.naturedesign.com)

Cerea, Verona - Italy  
Tel. +39 (0)442 321236  
[info@naturedesign.com](mailto:info@naturedesign.com)

