

Home

Vol. 01



naturedesign

naturedesign



La collezione Naturedesign celebra la bellezza e l'armonia della natura; le forme morbide e uniche degli elementi naturali si fondono con la funzionalità e l'eleganza del design.

Composizioni naturali entrano negli ambienti Naturedesign, creando un gioco di contrasti e profondità inediti, permettendoci di assaporare a pieno il legame con la natura e con la sua unicità.

The Naturedesign collection celebrates the beauty and harmony of nature; the soft and unique shapes of the natural elements blend with the functionality and elegance of the design.

Natural compositions enter Naturedesign environments, creating a play of unprecedented contrasts and depths, allowing us to fully savor the connection with nature and its uniqueness.

Naturedesign nasce dalla passione per il rinnovo e il riciclo di materiali di recupero e si evolve in una nuova collezione caratterizzata da un design sofisticato attento all'ambiente.

Naturedesign was born from the passion for the renewal and recycling of recycled materials and evolves into a new collection characterized by a sophisticated design attentive to the environment.



Naturedesign nasce dalla passione per il restauro. La volontà dell'azienda è da sempre attenta al tema del recupero, inizia l'attività ridando vita al legno secolare, con lo scopo di creare una linea di arredi sempre più rispettosa dell'ambiente ed ispirata alla natura che ci circonda.

Naturedesign was born from a passion for restoration. The company's will has always been attentive to the theme of recovery, it began its activity by giving life back to centuries-old wood, with the aim of creating a line of furniture that is increasingly respectful of the environment and inspired by the nature that surrounds us.



La nuova visione di Naturedesign si concentra su una produzione sempre più attenta ad ogni passaggio della sua produzione. Il know-how tramandato da tre generazioni e la sapiente artigianalità caratterizza l'unicità e la qualità di ogni singolo prodotto.

The new vision of Naturedesign focuses on production that is increasingly attentive to each step of its production.

The know-how handed down through three generations and the expert craftsmanship characterize the uniqueness and quality of each single product.

Natural Balance



Handmade in Italy

Grazie al sapiente know how delle maestranze artigianali e al distretto produttivo di eccellenza italiano in cui Naturedesign opera, vengono utilizzate le migliori tecniche costruttive e i migliori materiali al mondo per dare vita a prodotti dal design unico e dalla bellezza senza tempo, tutti esclusivamente made in Italy.

Thanks to the expert know-how of the artisan workers and the excellent Italian production district in which Naturedesign operates, the best construction techniques and the best materials in the world are used to create products with a unique design and timeless beauty, all exclusively made in Italy.



Borderless nature

Ogni singolo arredo di Naturedesign apre ed amplia i nostri spazi quotidiani accogliendoci ogni giorno con la sua espressione naturale capace di sciogliere il confine tra architettura e natura.

Every single Naturedesign product opens and expands our daily spaces, welcoming us every day with its natural expression capable of dissolving the border between architecture and nature.



Design details

Grande attenzione è riservata ai dettagli dei prodotti Naturedesign, ogni curva e ogni forma è stata studiata partendo da un'ispirazione naturale e concretizzata poi per una produzione ad hoc di ogni prodotto.

Great attention is paid to the details of Naturedesign products, every curve and every shape has been studied starting from a natural inspiration and then concretized for an ad hoc production of each product.



Natural responsibility

Sin dagli esordi l'azienda ha utilizzato materiali naturali come il legno secolare di recupero per evolversi in un impegno costante verso una responsabilità naturale. Il nome Naturedesign porta intrinseco il senso di responsabilità, inteso come impegno sia verso l'ambiente sia verso le persone.

Since its inception, the company has used natural materials such as centuries-old reclaimed wood to evolve in a constant commitment to natural responsibility. The name Naturedesign intrinsically carries a sense of responsibility, understood as commitment both towards the environment and towards people.

Index

Tavoli / <i>Tables</i>	p. 10
Sedute / <i>Seatings</i>	p. 106
Divani & poltrone / <i>Sofas & armchairs</i>	p. 146
Tavolini / <i>Coffee tables</i>	p. 184
Madie / <i>Sideboards</i>	p. 208
Librerie / <i>Bookshelves</i>	p. 238
Letti / <i>Beds</i>	p. 258
Complementi / <i>Complements</i>	p. 266
Informazioni tecniche / <i>Technical informations</i>	p. 298
Materiali & finiture / <i>Materials & finishes</i>	p. 330

Tavoli

Tables




Bloom p. 13
Technical details p. 300



Tribe p. 19
Technical details p. 304



Tribe Stone p. 25
Technical details p. 305



Blur p. 31
Technical details p. 301



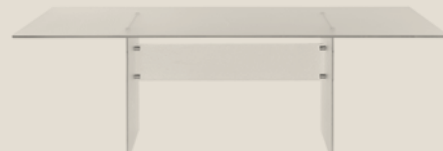
Monolith p. 41
Technical details p. 302



Tide p. 49
Technical details p. 302



Sail p. 61
Technical details p. 304



Waterfall p. 71
Technical details p. 305



Blow p. 79
Technical details p. 300



Lymph p. 89
Technical details p. 301



Lymph Big p. 101
Technical details p. 301



Bloom

Design Gino Carollo

Il tavolo Bloom è caratterizzato da una base metallica con elementi che si aprono come i petali di un fiore, conferendo al tavolo un senso di movimento e vitalità; il piano in legno, marmo o ceramica aggiunge un tocco di delicatezza e grazia al suo design.

The Bloom table features a metal base with elements that open like flower petals, giving the table a sense of movement and dynamics. The wooden, marble, or ceramic top adds a touch of delicacy and grace to the design.

Bloom

Dettagli tecnici / *Technical details*
p. 300



Bloom Tavolo, *Table*; **Nest** Seduta, *Seating*;
Dusk Madia, *Sideboard*;
Pangea Complemento, *Complement*.



Bloom Tavolo con top in marmo Arabescato rosso orobico e base in metallo titanio luxor.

Dusk Madia con struttura in legno frassino moka e top marmo Camouflage.

EN Bloom Table with Arabescato rosso orobico marble top and titanium luxor metal base.

Dusk Sideboard with moka ash wood structure and Camouflage marble top.



Tribe

Design Studio28

Le linee morbide e scultoree del tavolo Tribe richiamano l'arte e la cultura tribale, evocando sensazioni di robustezza e dinamismo appartenenti ad un mondo antico e misterioso. Elemento d'arredo unico nel suo genere, con la base in legno contrapposta al piano in vetro, marmo o ceramica, è capace di trasformare qualsiasi tipo di ambiente.

The soft, sculpted lines of the Tribe table recall tribal art and culture, evoking a feeling of robustness and dynamics pertaining to an ancient, mysterious world. A unique item of furniture, with its wooden base contrasting the glass, marble, or ceramic top, it is fully able to transform any environment.


Tribe

Dettagli tecnici / *Technical details*

p. 304



Tribe Tavolo, *Table*; **Twig** Seduta, *Seating*;
Nook Libreria, *Bookshelf*; **Dolmen** Madia, *Sideboard*;
Pangea Complemento, *Complement*.



Tribe Tavolo con top in vetro cotto fumè e base in legno frassino nero assoluto.

EN Tribe Table with smoked cast glass top and absolute black ash wood base.





Tribe Stone

Design Studio28

Le linee morbide e scultoree del tavolo Tribe Stone, sottolineate dalla base in marmo, richiamano l'arte e la cultura tribale, evocando sensazioni di robustezza in contrapposizione alla leggerezza del piano in vetro o vetro cotto. Il dinamismo di questo arredo unico nel suo genere ci porta con la mente ad un mondo antico e misterioso.

The soft, sculpted lines of the Tribe Stone table, enhanced by the marble base, recall tribal art and culture, evoking a feeling of robustness in contrast to the lightness of the glass or textured glass top. The dynamics of this unique item of furniture carries our minds away to an ancient and mysterious world.

Tribe Stone

Dettagli tecnici / *Technical details*

p. 305



Tribe Stone Tavolo, *Table*; **Nest Seduta**, *Seating*;
Dolmen Madia, *Sideboard*;
Dew Complemento, *Complement*.



Tribe Stone Tavolo con top in vetro cotto bronzo e base in marmo Travertino. **Nest** Seduta in tessuto bouclé B01. **Dolmen** Madia in legno frassino moka e top in marmo Travertino. **Dew** Complemento con specchio argento e cornice in metallo champagne.

Tribe Stone Table with bronze cast glass top and Travertino marble base. **Nest** Seating in bouclé B01 fabric. **Dolmen** Sideboard with moka ash wood structure and Travertino marble top. **Dew** Complement with silver mirror and champagne metal frame.



Blur

Design Gino Carollo

La delicatezza delle curve e le forme morbide del tavolo Blur infondono un senso di fluidità alla sua immagine, che crea suggestivi effetti luminosi, grazie alla texture del vetro cotto, che permette alla luce di filtrare animando l'ambiente circostante. La base e il piano in vetro cotto sono disponibili in diverse varianti cromatiche, nasce così una geometria armonica fatta di scie di luce e colore.

The delicate curves and soft lines of the Blur table instil a sense of fluidity, creating suggestive luminous effects due to the textured glass, which allows light to filter through, enlivening the surrounding environment. The base and textured cast glass top are available in different colours, leading to a harmonious blend of light and colours.


Blur

Dettagli tecnici / Technical details

p. 301



Blur Tavolo, *Table*; **Bay Wood Armchair** Seduta, *Seating*;
Nook Libreria, *Bookshelf*.



Blur Tavolo con top e base in vetro cotto ambra.

EN Blur Table with amber cast glass top and base.



Blur Tavolo, *Table*; **Bay Wood** Sedia, *Seating*
Pod Madia, *Sideboard*;
Lagoon Complemento, *Complement*.



Blur Tavolo con top e base in vetro cotto bronzo. **Bay Wood** Seduta con struttura in legno frassino moka e tessuto twill TW03. **Pod** Madia con struttura in legno frassino moka, top marmo Camouflage e base in metallo brunito. **Lagoon** Complemento con specchio argento, specchio bronzo e vetro cotto bronzo.

^{EN} **Blur** Table with bronze cast glass top and base. **Bay Wood** Seating with moka ash wood structure and twill TW03 fabric. **Pod** Sideboard with moka ash wood structure, Camouflage marble top and brown metal base. **Lagoon** Complement with silver mirror, bronze mirror and bronze cast glass.



Monolith

Design Gino Carollo

Il tavolo Monolith è un'interpretazione minimalista ed elegante del concetto di tavolo, con il suo stile scultoreo, caratterizzato da basi lineari e massicce che possono essere parallele o perpendicolari tra loro. Questa variante formale assieme a quella compositiva dei materiali fa di ogni tavolo un pezzo unico, come l'ambiente in cui lo accoglie.

The Monolith table is a minimalistic and elegant interpretation of the table, with its sculpted style featuring lines and volumes aligned both parallel and perpendicular to each other. This variation, together with the one combining materials, make each table a unique piece, just like the environment where it is placed.

Monolith

Dettagli tecnici / *Technical details*

p. 302



Monolith Tavolo, *Table*;
Manta Seduta, *Seating*.



Monolith Tavolo, *Table*;
Bay Metal Armchair Seduta, *Seating*;
Stem Libreria, *Bookshelf*.



Monolith Tavolo con top in marmo Travertino e basi in marmo Travertino e legno noce americano. **Bay Metal Armchair** Seduta con base in metallo bronzo luxor e tessuto bouclè B01. **Stem** Libreria con struttura in legno frassino moka e metallo champagne e ripiani in vetro cotto fumè.

EN Monolith Table with Travertino marble top and Travertino marble and american walnut bases. **Bay Metal Armchair** Seating with luxor bronze metal base and bouclè B01 fabric. **Stem** Bookshelf with moka ash wood and champagne metal structure and smoked cast glass shelves.





Tide

Design Gino Carollo

Le basi in legno del tavolo Tide possono essere apprezzate da diverse prospettive, creando un effetto visivo di unità e coesione, sostenendo il piano nelle numerose versioni disponibili in legno, in marmo, in ceramica e in vetro. Il gioco di luci e ombre creato dalle basi aggiunge eleganti effetti tridimensionali alla sua estetica complessiva.

The wooden base of the Tide table may be appreciated from various angles, creating a visual effect of unity and cohesiveness, supporting the top with numerous versions available in wood, marble, ceramic and glass. The play of lights and shadows created by the base adds elegant three-dimensional effects to the overall aesthetics.

Tide

Dettagli tecnici / *Technical details*
p. 302



Tide Tavolo, *Table*; **Twig** Seduta, *Seating*
Stem Libreria, *Bookshelf*.



Tide Tavolo con top e base in legno frassino moka.

EN Tide Table with moka ash wood top and base.





Tide Lounge Tavolo con base in legno noce americano e top in marmo Camouflage. **Twig Lounge** Seduta con struttura in legno frassino tinta noce e tessuto bouclè B02. **Dusk Contromobile** Madia con struttura in legno noce americano e anta in vetro bronzo.

EN Tide Lounge Table with american walnut base and Camouflage marble top. **Twig Lounge** Seating with walnut color ash wood base and bouclè B02 fabric. **Dusk Contromobile** Sideboard with american walnut structure and bronze glass door.



Tide Glass Tavolo, *Table*; **Nest** Seduta, *Seating*;
Flow Madia, *Sideboard*;
Pangea Complemento, *Complement*.



Tide Glass Tavolo con top in vetro cotto fumè e base in titanio luxor. **Nest** Seduta in bouclè B01. **Flow** Madia con struttura in legno frassino nero assoluto e top in marmo Nero antico. **Pangea** Complementi in specchio argento e specchio bronzo.

Tide Glass Table with smoked cast glass top and luxor titanium base. **Nest** Seating in bouclè B01 fabric. **Flow** Sideboard with absolute black ash wood structure and Nero antico marble top. **Pangea** Complements in silver mirror and bronze mirror.





Sail

Design Studio28

Il tavolo Sail parte da una soluzione estetica e costruttiva che ricorda le vele spiegate. Le basi sottili e leggere del tavolo esaltano il piano che sembra fluttuare e contrasta con la combinazione di curve e angoli dallo stile deciso e rivoluzionario. La base in metallo trattato e il piano in legno, ceramica o marmo danno volume e forza alla sua forma.

The Sail table starts with an aesthetic construction that recalls unfurled sails. The light, thin base of the table emphasizes the top, which seems to fluctuate, contrasting with the combination of curves and angles with a decided, revolutionary style. The treated metal base and wood, ceramic, or marble top lend volume and strength to the shape.

Sail

Dettagli tecnici / *Technical details*

p. 304



Sail Tavolo, *Table*; **Bay Metal Armchair** Seduta, *Seating*;
Flow Madia, *Sideboard*;
Lagoon Complemento, *Complement*.



Sail Tavolo con top in marmo Patagonia e base in metallo bronzo luxor. **Bay Metal Armchair** Seduta con base in metallo bronzo luxor e tessuto bouclè B01.

EN Sail Table with Patagonia marble top and luxor bronze metal base. **Bay Metal Armchair** Seating with luxor bronze metal base and bouclè B01 fabric.



Sail Tavolo con top in legno frassino caramello e base in metallo bronzo luxor.
Bay Metal Armchair Seduta con base in metallo bronzo luxor e tessuto bouclè B01.
Flow Madia in legno frassino moka. **Lagoon** Complemento con specchio argento, specchio bronzo e vetro cotto bronzo.

EN Sail Table with caramel ash wood top and luxor bronze metal base. **Bay Metal Armchair** Seating with luxor bronze metal base and bouclè B01 fabric. **Flow Sideboard** in moka ash wood. **Lagoon** Complement with silver mirror, bronze mirror and bronze cast glass.





Sail Round Tavolo con top in legno frassino nero assoluto e base in metallo bronzo luxor. **Origin** Seduta in tessuto bouclé B02.

EN Sail Round Table with absolute black ash wood top and luxor bronze metal base. **Origin** Seating in bouclé B02 fabric.





Waterfall

Design Gino Carollo

Realizzato interamente in vetro cotto, il tavolo Waterfall incarna eleganza e modernità grazie ad una silhouette lineare e ben definita; gli effetti luminosi che crea ricordano lo scorrere dell'acqua che è proprio quello di una maestosa cascata.

Made entirely of cast glass, the Waterfall table embodies elegance and a modern look with a well-defined linear silhouette, while the effects of light it creates recall running water: a majestic waterfall.

Waterfall

Dettagli tecnici / *Technical details*

p. 305



Waterfall Tavolo, *Table*; **Origin** Seduta, *Seating*;
Dusk contromobile Madia, *Sideboard*.



Waterfall Tavolo, *Table*; **Manta Low Seduta**, *Seating*;
Eclipse Complemento, *Complement*.



Waterfall Tavolo in vetro cotto extrachiario. **Manta Low** Seduta con base in legno frassino caramello e cuoio cognac. **Eclipse** Complemento con specchio argento e vetro cotto extrachiario.

EN Waterfall Table in extra-clear cast glass. **Manta Low** Seating with caramel ash wood structure and cognac Tuscany leather. **Eclipse** Complement with silver mirror and extra-clear cast glass.



Blow

Design Gino Carollo

L'effetto visivo di movimento e leggerezza generato dalle linee del tavolo Blow viene esaltato dai giochi di luci e ombre che conferiscono al tavolo una forte presenza scenica che si adatta perfettamente ad ogni tipo di ambiente grazie alle sue finiture metalliche e al piano in legno, marmo o ceramica.

The visual effect of lightweight movement generated by the lines of the Blow table is heightened by plays of light and shadow that give the table a strong scenic presence perfectly adapted to any type of environment, with its metal finishes and wood, marble or ceramic top.

Blow

Dettagli tecnici / *Technical details*

p. 300



Blow Tavolo, *Table*; **Origin** Seduta, *Seating*;
Shell Madia, *Sideboard*; **Dew** Complemento, *Complement*.




Blow Tavolo con top in marmo Patagonia e base in metallo bronzo luxor.

EN Blow Table with Patagonia marble top and luxor bronze metal base.





Blow Tavolo, *Table*;
Bay Metal Seduta, *Seating*.



Blow Tavolo con top in legno frassino nero assoluto e base in metallo titanio luxor. **Bay Metal** Seduta con struttura in metallo nero opaco e tessuto bouclé B10.

EN Blow Table with absolute black ash wood top and luxor titanium metal base. **Bay Metal** Seating with matt black metal structure and bouclé B10 fabric.



Lymph

Design Studio28

Le forme amorphe ed organiche del tavolo Lymph evocano l'immagine di elementi naturali e richiamano una sensazione di pura fluidità, aggiungendo un tocco di naturalezza all'ambiente circostante.

Le finiture proposte, con basi in legno, marmo e piano in marmo, legno o ceramica, mettono in risalto l'aspetto artistico-decorativo di questo tavolo, in cui il gioco di styling fra le basi e il piano personalizzabili rende ogni sua versione un interprete iconico della casa.

The amorphous, organic shapes of the Lymph table evoke an image of natural elements and recall a sense of pure fluidity, adding a touch of naturalness to the surrounding environment.

The finishes, with marble, wood and marble, wood, or ceramic top highlight the artistic/decorative aspect of this table, in which the play in styling between the bases and custom top make each version an iconic interpreter of the design house.

Lymph

Dettagli tecnici / Technical details

p. 301



Lymph Medium Tavolo, *Table*; **Pebble** Seduta, *Seating*;
Dusk Madia, *Sideboard*; **Dew** Complemento, *Complement*.



Lymph Large Tavolo, *Table*;
Nest Seduta, *Seating*.



Lymph Large Tavolo con top in ceramica Patagonia e top e basi in materico fango.

EN Lymph Large Table with Patagonia ceramic top and textured mud top and bases.





Lymph Small Tavolo con top in marmo Patagonia e base in legno frassino moka.
Nest Seduta in tessuto bouclè B01.

Lymph Small Table with Patagonia marble top and moka ash wood base.
Nest Seating in bouclè B01 fabric.



Lymph Small Tavolo con top e base in materico nero.
Bay Metal Seduta con struttura in metallo nero opaco e tessuto bouclé B10.

^{EN} **Lymph Small** Table with textured black top and base.
Bay Metal Seating with matt black metal structure and bouclé B10 fabric.





Lymph Big

Design Studio28

Le linee fluide e amorphe del tavolo Lymph Big, che richiamano elementi naturali e modelli biomorfici, donano un tocco di naturalezza all'ambiente conferendo una connotazione contemplativa, intima e avvolgente. La sua presenza è caratterizzata da geometrie morbide e fluide, che grazie al mix di styling fra le basi e i piani rendono ogni sua versione un interprete iconico della casa.

Le finiture proposte, con basi in legno o marmo, e piani in marmo, legno o ceramica, esaltano l'aspetto artistico-decorativo di questo tavolo e donano importanza alla sua presenza visiva nell'ambiente circostante.

Recalling natural elements and biomorphic models, the fluid, amorphous lines of the Lymph Big table lend a touch of nature to the room, creating an intimate and embracing place for contemplation. The table features soft, fluid shapes that, through a mix of styling between the base and top, make each version an iconic interpreter of the design house. The available finishes — a wood or marble base and marble, wood, or ceramic top — highlight the artistic/decorative nature of this table and give it an important visual presence amid the surrounding environment.

Lymph Big

Dettagli tecnici / Technical details

p. 301



Lymph Big Tavolo, *Table*; **Pebble** Seduta, *Seating*;
Flow Madia, *Sideboard*;
Lagoon Complemento, *Complement*.



Lymph Big Tavolo con top e basi in legno frassino nero assoluto e marmo Nero antico.

EN Lymph Big Table with absolute black ash wood and Nero antico marble top and bases.



Sedute

Seatings



Bay p. 109
Technical details p. 306



Bay armchair p. 115
Technical details p. 306



Twig p. 121
Technical details p. 309



Nest p. 127
Technical details p. 307



Manta p. 131
Technical details p. 307



Manta Low p. 135
Technical details p. 307



Pebble p. 139
Technical details p. 308



Origin p. 143
Technical details p. 308



Bay

Design Gino Carollo

La combinazione armoniosa delle forme avvolgenti unite alla leggerezza della struttura in metallo, rendono la sedia Bay un esempio di design senza tempo. Lo schienale nella versione in legno, omaggio al design organico, si contraddistingue per il disegno sinuoso ed essenziale e rende questa seduta accogliente ed ergonomica, mentre la continuità nella struttura esalta il calore e la solidità del legno massello. Una sedia sempre attuale e versatile che contribuisce a creare un'atmosfera elegante e accogliente, disponibile in tessuto, pelle o nabuk.

The harmonious combination of encompassing shapes combined with the lightweight metal structure make the Bay chair an example of timeless design. In homage to organic design, the back in the wood version stands out for its sinuous, essential design, making this chair welcoming and ergonomic, while the continuous structure emphasizes the warmth and solidity of solid wood. This chair, available in fabric, leather, or nubuck, is always up-to-date and versatile, creating an elegant and welcoming atmosphere.

Bay

Dettagli tecnici / *Technical details*

p. 306



Bay Metal Seduta con struttura in metallo nero opaco e tessuto bouclé B10. **Blow** Tavolo con top in legno frassino nero assoluto e base in metallo titanio luxor.

EN Bay Metal Seating with matt black metal structure and bouclé B10 fabric. **Blow** Table with absolute black ash wood top and titanium luxor metal base.





Bay Wood Seduta con struttura in legno frassino moka e tessuto Twill TW03. **Blur** Tavolo con top e base in vetro cotto bronzo.

Bay Wood Seating with moka ash wood structure and Twill TW03 fabric. **Blur** Table with bronze cast glass top and base.



Bay Armchair

Design Gino Carollo

La combinazione armoniosa delle forme avvolgenti unite alla leggerezza della struttura in metallo, rendono la poltroncina Bay un esempio di design senza tempo. Lo schienale nella versione in legno, omaggio al design organico, si contraddistingue per il disegno sinuoso ed essenziale e rende questa seduta accogliente ed ergonomica, mentre la continuità nella struttura esalta il calore e la solidità del legno massello. Una sedia sempre attuale e versatile che contribuisce a creare un'atmosfera elegante e accogliente, disponibile in tessuto, pelle o nubuck.

The harmonious combination of encompassing shapes combined with the lightweight metal structure make the Bay armchair an example of timeless design. In homage to organic design, the back in the wood version stands out for its sinuous, essential design, making this chair welcoming and ergonomic, while the continuous structure emphasizes the warmth and solidity of solid wood. This chair, available in fabric, leather, or nubuck, is always up-to-date and versatile, creating an elegant and welcoming atmosphere.

Bay

Dettagli tecnici / *Technical details*

p. 306



Bay Metal Armchair Seduta con base in metallo bronzo luxor e tessuto bouclé B01.

EN Bay Metal Armchair Seating with luxor bronze metal base and bouclé B01 fabric.





Bay Wood Armchair Seduta con struttura in legno frassino moka e pelle PL02. **Blur** Tavolo in vetro cotto ambra.

EN Bay Wood Armchair Seating with moka ash wood structure and PL02 leather. **Blur** Table in amber cast glass.



Twig

Design Gino Carollo

La forma sinuosa ed evocativa del basamento in legno, che caratterizza la sedia Twig, richiama al naturale concetto di radicamento. Lo schienale e la seduta imbottiti e rivestiti in tessuto, pelle o nabuk, nascono dall'unione di forme curve pure, che creano un'atmosfera elegante ed accogliente.

The sinuous, evocative shape of the wooden base of the Twig chair recalls the natural concept of roots. The back and padded seat covered in fabric, leather, or nubuck stem from the union of pure curved shapes that create an elegant, welcoming atmosphere.

Twig

Dettagli tecnici / *Technical details*

p. 309



Twig Seduta con struttura in legno frassino nero assoluto e tessuto bouclé B10.

EN Twig Seating with absolute black ash wood structure and bouclé B10 fabric.





Twig Seduta con struttura in legno frassino moka e pelle PL03.

EN Twig Seating with moka ash wood structure and PL03 leather.



Nest

Design Gino Carollo

La forma morbida della seduta, che avvolge delicatamente il corpo creando una sensazione di protezione, richiama il concetto di nido. Il basamento iconico della sedia Nest offre stabilità e allo stesso tempo aggiunge un tocco di contemporaneità.

La struttura è composta da una serie di forme diverse tra loro che si uniscono armoniosamente grazie al rivestimento in tessuto, nubuck o pelle che la copre interamente, dando volume e forza alla sua forma.

The soft shape of the chair, which delicately wraps the body creating a feeling of protection, is reminiscent of a nest. The iconic base of the Nest chair reflects stability while adding a touch of contemporary flair. The structure consists of a series of different shapes that harmoniously blend with the full fabric, nubuck, or leather upholstery, lending the shape volume and strength.

Nest

Dettagli tecnici / *Technical details*

p. 307



Nest Seduta in tessuto bouclé B01.
Bloom Tavolo con top in marmo Arabescato rosso orobico e base in metallo titanio luxor.

EN Nest Seating in bouclé B01 fabric.
Bloom Table with Arabescato rosso orobico marble top and titanium luxor metal base.





Manta

Design Studio28

La grande espressività della sedia Manta unisce la purezza lineare della base in legno alla sospensione visiva del sedile rivestito in cuoio, un oggetto di uso quotidiano trasformato in una figura essenziale e scultorea che dà valore al tavolo che accompagna.

The great expressiveness of the Manta chair combines the linear purity of the wooden base with the visual suspension of the leather-covered seat, turning an everyday object into an essential, sculpted figure that enhances the value of the accompanying table.

Manta

Dettagli tecnici / *Technical details*
p. 307



Manta Seduta con base in legno frassino nero assoluto e cuoio beige.

EN Manta Seating with absolute black ash wood structure and beige Tuscany leather.





Manta Low

Design Studio28

La grande espressività della sedia Manta Low unisce la purezza lineare della base in legno alla sospensione visiva del sedile rivestito in cuoio, un oggetto di uso quotidiano trasformato in una figura essenziale e scultorea che dà valore al tavolo che accompagna.

The great expressiveness of the Manta Low chair combines the linear purity of the wooden base with the visual suspension of the leather-covered seat, turning an everyday object into an essential, sculpted figure that enhances the value of the accompanying table.

Manta Low

Dettagli tecnici / *Technical details*

p. 307



Manta Low Seduta con base in legno frassino caramello e cuoio cognac.
Waterfall Tavolo in vetro cotto extrachiario.

EN Manta Low Seating with caramel ash wood base and cognac Tuscany leather.
Waterfall Table in extra-clear cast glass.





Pebble

Design Gino Carollo

La sedia Pebble unisce le forme sinuose ispirate alla natura al comfort. Sedersi su di essa è un'esperienza avvolgente e rilassante, in cui il corpo viene accolto in modo confortevole e naturale. La struttura in legno e la ricercata gamma di rivestimenti in tessuto, pelle e nabuk la rendono perfetta per ogni tipo di ambiente.

The Pebble chair combines comfort with the sinuous forms of nature. Sitting on one of these is an embracing, relaxing experience where the body is welcomed in a comfortable and natural way. The wooden structure and sophisticated range of fabric, leather, and nubuck upholstery make it perfect for any environment.

Pebble

Dettagli tecnici / *Technical details*

p. 308



Pebble Seduta con base in legno frassino moka e tessuto bouclè B01.

EN Pebble Seating with moka ash wood base and bouclè B01 fabric.





Origin

Design Gino Carollo

La purezza e la semplicità nelle linee della sedia Origin ci riportano all'archetipo del concetto di seduta; l'utilizzo di un unico materiale le permette di integrarsi perfettamente in qualsiasi ambiente, disponibile in tessuto, pelle o nabuk.

The pure, simple lines of the Origin chair carry us back to the archetype of a seat. The use of a single material — fabric, leather, or nubuck — allows for perfect integration in any environment.

Origin

Dettagli tecnici / *Technical details*

p. 308




Origin Seduta in tessuto bouclè B02.

EN Origin Seating in bouclè B02 fabric.



Divani & poltrone

Sofas & armchairs



Dune p. 149
Technical details p. 310



Pebble Lounge p. 167
Technical details p. 315



Twig Lounge p. 173
Technical details p. 316



Twig Rocking Chair p. 179
Technical details p. 316



Dune

Design Gino Carollo

Concepito come un avvolgente e soffice abbraccio nel quale rifugiarsi in ogni momento della giornata, il divano componibile Dune si distingue per le sue forme morbide e tondeggianti, che gli conferiscono un'aura di armonia e bellezza ispirata dalla natura stessa. Il divano è personalizzabile accostando diverse tipologie di moduli in base ad ogni esigenza di comfort e spazio. La sinuosa base in legno conferisce solidità e calore, mentre i cuscini possono essere rivestiti in tessuto, pelle o nabuk.

Designed as a soft, welcoming embrace to retreat to at any time of the day, the Dune modular sofa stands out for its soft, rounded shapes that give it a beautiful, harmonious air inspired by nature itself. The sofa can be customized by combining different types of modules depending on the specific need for comfort and space. The sinuous wooden base lends solidity and warmth, while the cushions can be upholstered in fabric, leather, or nubuck.

Dune

Dettagli tecnici / *Technical details*
p. 310



Dune Wood Divano, Sofa;
Blur Coffee Table Tavolino, Coffee Table;
Ovoo Tavolino/Sgabello, Coffee Table/Stool.



Dune Wood Divano in tessuto bouclè B10, base e tavolino in legno frassino nero assoluto e top in marmo Nero antico.

EN Dune Wood Sofa in bouclè B10 fabric with absolute black ash wood base and coffee table and Nero antico marble top.



Dune Wood Divano, *Sofa*; **Drop** Tavolino, *Coffee Table*;
Blur Coffee Table Tavolini, *Coffee Tables*;
Cloud Complemento, *Complement*.



Dune Wood Divano in tessuto bouclè B01, base e tavolino in legno frassino nero assoluto e top in marmo Nero antico. **Drop** Tavolino con struttura in legno frassino nero assoluto, top in marmo Nero antico e base in metallo titanio luxor. **Cloud** Complemento con struttura in legno frassino nero assoluto e paglia di Vienna nera.

EN Dune Wood Sofa in bouclè B01 fabric with absolute black ash wood base and coffee table and Nero antico marble top. **Drop** Coffee Table with absolute black ash wood structure, Nero antico marble top and luxor titanium metal base. **Cloud** Complement with absolute black ash wood structure and black Vienna straw.





Dune Wood Divano, Sofa;
Lake Tavolini, Coffee Tables;
Cloud Complemento, Complement.



Dune Wood Divano in tessuto bouclè B01 e base in legno frassino tinta noce. **Lake** Tavolino con top in marmo Camouflage e base in legno noce americano. **Cloud** Complemento con struttura in legno frassino tinta noce e paglia di Vienna naturale.

EN Dune Wood Sofa in B01 bouclè fabric with walnut color ash wood base. **Lake** Coffee Table with Camouflage marble top and american walnut base. **Cloud** Complement with walnut color ash wood structure and natural Vienna straw.



Dune Divano, Sofa; **Lake** Tavolini, Coffee Tables;
Cloud Complemento, Complement.



Dune Divano in tessuto bouclé B10. **Ovoo** Tavolini/sgabelli in gres porcellanato finitura materico nero e beige.

EN Dune Sofa in bouclé B10 fabric. **Ovoo** Coffee Tables/Stools in textured black and beige porcelain stoneware.



Pebble Lounge

Design Gino Carollo

La poltrona Pebble gioca sull'equilibrio delle proporzioni e delle forme, gli elementi imbottiti, in tessuto, pelle o nabuk hanno proporzioni soffici ed abbondanti volte ad accogliere e ad ospitare, a cui viene accostato il basamento in legno per l'uso in molteplici contesti e momenti della giornata, sia nella zona giorno che nella zona notte. Concepito ispirandosi alla forma di una pietra levigata dall'azione dell'acqua, Pebble Big Pouf aggiunge un tocco di originalità e personalità alla zona living. Il basamento in legno accoglie un soffice imbottito in tessuto, pelle o nabuk.

The Pebble armchair plays with balance in its proportions and shapes. The padded elements in fabric, leather, or nubuck are soft and abundant, ready to welcome and embrace, while the wooden base makes it suitable in different settings and moments of the day, in both the living and bedroom areas.

Inspired by the shape of a smooth, water-washed stone, the Pebble Big Pouf adds a touch of originality and personality to the living area. The wooden base holds a soft cushion upholstered in fabric, leather, or nubuck.

Pebble Lounge

Dettagli tecnici / *Technical details*

p. 315



Pebble Lounge Poltrona in tessuto bouclé B01 e base in legno noce americano.

EN Pebble Lounge Armchair in bouclé B01 fabric and american walnut base.





Pebble Lounge Poltrona, Armchair;

Lake Tavolino, Coffee Table;

Ovoo Tavolini/Sgabelli, Coffee Tables/Stools.



Twig Lounge

Design Gino Carollo

La poltrona Twig unisce la sinuosità, la delicatezza e l'accoglienza delle forme ad un momento di assoluta calma e serenità, abbinata ad una collezione di sedute ricercate, confortevoli e dalla forte personalità che, anche grazie alla personalizzazione delle finiture degli imbottiti in tessuto, pelle o nabuk, sanno integrarsi alla perfezione in qualsiasi ambiente. Trasforma così la classica poltrona con basamento in legno in un oggetto ricreativo e rilassante.

The Twig armchair combines curves, delicacy, and welcoming forms with a moment of absolute calm and serenity. Joined by a collection of comfortable yet sophisticated chairs with a strong personality and custom finishes in fabric, leather, or nubuck, it can be perfectly integrated in any environment. With the wooden base, the classic armchair becomes a relaxing object of leisure.

Twig Lounge

Dettagli tecnici / *Technical details*
p. 316



Twig Lounge Poltrona, Armchair; **Tide Lounge** Tavolo, Table;
Dusk contromobile Madia, Sideboard;
Dew Complemento, Complement.



Twig Lounge Poltrona con base in legno frassino tinta noce e tessuto bouclé B02. **Ovoo** Tavolino/Sgabello in gres porcellanato finitura materica fango. **Lagoon** Complemento con specchio argento, specchio bronzo e vetro cotto bronzo.

EN Twig Lounge Armchair with walnut color ash wood base and bouclé B02 fabric. **Ovoo** Coffee Table/Stool in textured mud ceramic stoneware. **Lagoon** Complement with silver mirror, bronze mirror and bronze cast glass.





Twig Rocking Chair

Design Gino Carollo

La poltrona a dondolo Twig rappresenta i valori della tradizione rivestiti in chiave inedita e contemporanea. Il legno massello del basamento, elemento distintivo che racconta durabilità e radicamento, si unisce alle linee morbide della seduta e dello schienale in tessuto, pelle o nabuk, avvolgenti e dalla forma rassicurante.

The Twig Rocking Chair expresses the values of tradition while dressed in an original, contemporary key. The solid wood base, a distinctive element that exudes durability and grounding, combines with the soft lines of the seat and back in fabric, leather, or nubuck, welcoming guests with its reassuring lines.

Twig Rocking Chair

Dettagli tecnici / *Technical details*
p. 316



Twig Rocking Chair Poltrona, Armchair;
Lake Tavolino, Coffee Table.




Twig Rocking Chair Poltrona con base in legno frassino tinta noce e tessuto bouclé B09.

EN Twig Rocking Chair Armchair with walnut color ash wood base and bouclé B09 fabric.




Tavolini

Coffee tables




Blur Coffee Table p. 187
Technical details p. 324



Lake p. 195
Technical details p. 325



Drop p. 201
Technical details p. 324



Ovoo p. 205
Technical details p. 325



Blur Coffee Table

Design Gino Carollo

La delicatezza delle curve e le forme morbide del tavolo Blur si trasformano in nuovi elementi d'arredo per l'ambiente living. Grazie alla texture del vetro cotto che permette alla luce di filtrare, i tavolini Blur diventano dei veri e propri oggetti d'arredo.

The delicacy of the curves and soft shapes of the Blur table become new furnishings for the living environment. With the textured glass that filters light, the Blur end tables become real decorative objects.

Blur coffee table

Dettagli tecnici / *Technical details*

p. 324



Blur Coffee Table Tavolini in vetro cotto ambra.

EN Blur Coffee Table Coffee Tables in amber cast glass.





Blur Coffee Table Tavolini, *Coffee Tables*.



Blur Coffee Table Tavolini, *Coffee Tables*.



Lake

Design Gino Carollo

Il tavolino Lake bilancia con maestria forme organiche e geometriche, esaltate dalla bellezza dei materiali naturali. Il tavolino prende spazio sinuosamente nell'ambiente, grazie alla base in legno esaltata da finiture raffinate utilizzate per il piano, di ispirazione naturalistica. Il risultato dal forte impatto estetico non trascura la funzionalità di un piano d'appoggio spazioso disponibile in vetro, ceramica o marmo.

The Lake end table masterfully balances organic and geometric shapes, enhanced with the beauty of natural materials. The end table blends sinuously into the environment with its wooden base embellished with the refined finishes used for the top, which are inspired by nature. The result is a strong aesthetic impact that does not overlook the functionality of a spacious surface made of glass, ceramic, or marble.

Lake

Dettagli tecnici / Technical details

p. 325



Lake Tavolino con top in vetro cotto fumè e base in legno frassino nero assoluto.

EN Lake Table with smoked cast glass top and absolute black ash wood base.





Lake Tavolino con top in marmo Camouflage e base in legno noce americano.
Dune Wood Divano in tessuto bouclè B01 e base in legno frassino tinta noce.

Lake Coffee Table with Camouflage marble top and american walnut base.
Dune Wood Sofa in bouclè B01 fabric and walnut color ash wood base.



Drop

Design Gino Carollo

Le linee essenziali conferiscono al tavolino Drop un'eleganza senza tempo, mentre la forma amorfa del piano aggiunge un tocco di dinamicità e movimento. La base è in metallo, la struttura in legno, mentre il piano può essere in vetro, ceramica o marmo. Questa combinazione di materiali naturali e forme organiche crea un contrasto affascinante che cattura l'attenzione.

Essential lines give the Drop end table a timeless elegance, while the amorphous shape of the top adds a touch of dynamics and movement. The base is metal and the structure made of wood, while the top comes in glass, ceramic, or marble. This combination of natural materials and organic shapes creates a fascinating contrast that captures the attention.

Drop

Dettagli tecnici / *Technical details*

p. 324



Drop a sinistra: Tavolino con top in marmo Travertino, struttura in legno noce americano e base in metallo bronzo luxor.

A destra: Tavolino con top in marmo Nero antico, struttura in legno frassino nero assoluto e base in metallo titanio luxor.

EN Drop Left: Coffee Table with Travertino marble top, american walnut structure and luxor bronze metal base.

Right: Coffee Table with Nero antico marble top, absolute black ash wood structure and luxor titanium base.





Ovoo

Design Gino Carollo

Questo tavolino in gres porcellanato spicca per la sua unicità; la forma sinuosa e scultorea viene esaltata dalla finitura materica, dando un tocco creativo ad un salotto moderno dal design essenziale. Con la sua forma può essere posizionato al fianco di una seduta, per decorare un angolo lettura o un ingresso o può essere utilizzato anche come elegante sgabello.

This ceramic stoneware coffee table stands out for its unique look: the sinuous, sculpted shape is enhanced with material finishes, lending a creative touch to a modern living room with an essential design. With its shape, it can be situated next to a chair or decorate a reading corner or entrance or it can also be used as an elegant stool.

Ovoo

Dettagli tecnici / Technical details

p. 325



Ovoo Tavolino/Sgabello in gres porcellanato finitura materica fango. **Twig Lounge** Poltrona con base in legno frassino tinta noce e tessuto bouclé B02. **Lily** Letto con struttura in legno frassino tinta noce e tessuto bouclé B01.

EN Ovoo Coffee Table/Stool in textured mud ceramic stoneware. **Twig Lounge** Armchair with walnut color ash wood structure and B02 bouclé fabric. **Lily Bed** with walnut colour ash wood structure and B01 bouclé fabric.



Madie

Sideboards



Flow p. 211
Technical details p. 319



Pod p. 217
Technical details p. 320



Dolmen p. 221
Technical details p. 318



Shell p. 227
Technical details p. 319



Dusk p. 231
Technical details p. 318



Contromobile Dusk p. 236
Technical details p. 318



Flow

Design Gino Carollo

L'elemento protagonista della madia Flow sono le basi in legno disegnate per creare un effetto di fluidità e dinamismo in contrapposizione con la scultorea fierezza del contenitore in legno. In questo complemento d'arredo la ricerca nelle qualità decorative si fonde con la purezza volumetrica, che ne agevola l'inserimento nei contesti spaziali più diversi. Una scelta stilistica impreziosita dalle finiture del piano disponibile in marmo, legno o ceramica.

The key element of the Flow sideboard is the wooden base, which is designed to create a fluid, dynamic effect that contrasts with the sculptural boldness of the wooden container. In this item of furniture, the search for decorative quality blends with volumetric purity, facilitating its inclusion in the most diverse spaces. This stylistic choice is enhanced by the finishes, which are available in marble, wood, or ceramic.

Flow

Dettagli tecnici / Technical details

p. 319



Flow Madia con struttura e base in legno frassino nero assoluto e top in marmo Nero antico. **Lagoon** Complemento con specchio argento, specchio fumè e vetro cotto fumè.

EN Flow Sideboard with absolute black ash wood structure and base and Nero antico marble top. **Lagoon** Complement with silver mirror, smoked mirror and smoked cast glass.





Flow Madia in legno frassino moka. **Lagoon** Complemento con specchio argento, specchio bronzo e vetro cotto bronzo.

EN Flow Sideboard in moka ash wood. **Lagoon** Complement with silver mirror, bronze mirror and bronze cast glass.



Pod

Design Gino Carollo

La semplicità volumetrica e formale della madia Pod aggiunge un tocco di eleganza senza tempo alla zona giorno. Pod è una presenza discreta e raffinata dal design essenziale con base in metallo e struttura in legno. Il piano, leggermente incassato, per valorizzare il calore e il pregio del legno, può essere realizzato in tre diversi materiali: legno, marmo o in ceramica, a costituire un elegante contrasto con la struttura.

The simple, formal volumes of the Pod sideboard add a touch of timeless elegance to the living area. With its essential design, Pod is discrete and refined, with a metal base and wooden structure. The top, which is lightly recessed to enhance the warmth and prestige of the wood, is made of three different materials: wood, marble, or ceramic, creating an elegant contrast with the structure.

Pod

Dettagli tecnici / *Technical details*
p. 320



Pod Madia con struttura in legno frassino moka, top in marmo Camouflage e base in metallo brunito. **Lagoon** Complemento con specchio argento, specchio bronzo e vetro cotto bronzo.

EN Pod Sideboard with moka ash wood structure, Camouflage marble top and brown metal base. **Lagoon** Complement with silver mirror, bronze mirror and bronze cast glass.





Dolmen

Design Gino Carollo



La madia Dolmen si distingue per la sua essenzialità nei volumi, enfatizzata dal design della monolitica base in legno. Le linee arrotondate e sagomate delle ante in legno conferiscono un carattere deciso e un potere evocativo. L'alternanza tra linee rette e curvilinee delle ante crea un ritmo variabile, esaltando le sfumature cromatiche e le profondità chiaroscurali. Il piano, disponibile in marmo, legno o ceramica, rende questa madia facilmente integrabile in qualsiasi ambiente domestico.

The Dolmen sideboard stands out for its essential volumes, enhanced by the design of the solid wooden base. The rounded, profiled lines of the wooden doors lend a decided character and evocative power. The alternation of straight and curved lines of the doors creates a variable rhythm, enhancing the colours and chiaroscuro depth. The top, available in marble, wood, or ceramic, allows this sideboard to integrate easily in any domestic environment.

Dolmen

Dettagli tecnici / *Technical details*

p. 318



Dolmen Madia con struttura in legno frassino moka e top in marmo Travertino. **Dew** Complementi con specchio e cornice in metallo champagne.

EN Dolmen Sideboard with moka ash wood structure and Travertino marble top. **Dew** Complements with mirror and champagne metal frame.





Dolmen Madia con struttura in legno frassino nero assoluto e top in marmo Calacatta gold. **Pangea** Complementi in specchio argento e specchio bronzo.

EN Dolmen Sideboard with absolute black ash wood structure and Calacatta gold marble top. **Pangea** Complements in silver mirror and bronze mirror.



Shell

Design Gino Carollo


La madia Shell si distingue per l'eleganza minimalista della struttura in legno e per il basamento in metallo, quasi invisibile, che genera un senso di sospensione; un guscio esclusivo dalle linee semplici e rigorose dove custodire i propri oggetti. Altro elemento distintivo di questo elemento d'arredo è il top disponibile in marmo, legno o ceramica.

The Shell sideboard stands out for the minimalist elegance of the wooden structure and nearly invisible metal base that lends a sense of suspension, an exclusive shell with simple, rigorous lines for storing objects. Another distinctive element of this item of furniture is the marble, wood, or ceramic top.

Shell

Dettagli tecnici / *Technical details*

p. 319



Shell Madia con struttura e top in legno frassino moka e base in metallo brunito.
Dew Complemento con specchio e cornice in metallo champagne.

EN Shell Sideboard with moka ash wood structure and top and brown metal base. **Dew** Complement with mirror and champagne metal frame.





Dusk

Design Gino Carollo

Il dettaglio delle basi che sembra estendersi nelle ante caratterizza la madia Dusk e aggiunge un tocco di originalità e creatività alla parete su cui poggia, spezzando la linearità, creando un'illusione visiva di continuità e fluidità nella sua struttura complessiva e aggiungendo così alla sua intrinseca funzione di credenza un ruolo puramente estetico. Ante e struttura di questa madia sono in legno, materiale che dona eleganza all'insieme, mentre il piano è in marmo, legno o ceramica.

The detail of the base seems to extend to the characteristic doors of the Dusk sideboard, adding a touch of originality and creativity to the walls it rests on, breaking up the lines, and creating an illusion of continuity and fluidity in its overall structure, thus adding a purely aesthetic role to its intrinsic function as a credenza. The doors and structure of this sideboard are made of wood, which creates an elegant whole, while the top is made of marble, wood, or ceramic.

Dusk

Dettagli tecnici / Technical details

p. 318



Dusk Madia in legno frassino moka.
Eclipse Complemento con specchio e vetro cotto ambra.

EN Dusk Sideboard in moka ash wood.
Eclipse Complement with mirror and amber cast glass.





Dusk Madia con struttura in legno frassino moka e top in marmo Arabescato rosso orobico. **Pangea** Complementi in specchio argento e specchio bronzo.

EN Dusk Sideboard with moka ash wood structure and Arabescato rosso orobico marble top. **Pangea** Complements in silver mirror and bronze mirror.



Dusk Contromobile Madia con struttura in legno noce americano e anta in vetro bronzo.

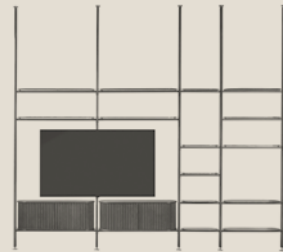
EN Dusk Contromobile Sideboard with american walnut structure and bronze glass door.

Librerie

Bookshelves



Nook p. 241
Technical details p. 321



Stem p. 247
Technical details p. 322



Nook

Design Gino Carollo

L'idea alla base della libreria Nook è quella di giocare con le forme e accostare moduli differenti per creare effetti visivi diversi. È possibile configurarla con tre moduli di diversa dimensione, che permettono di realizzare dinamiche composizioni. Le linee armoniche ed arrotondate la rendono perfetta anche per un utilizzo al centro stanza, come libreria divisoria da open space. Una libreria totalmente in legno dal carattere deciso ed evocativo che completa l'ambiente come un oggetto di arredo.

The basic idea of the Nook bookcase is to play with shapes and combine different modules to create various visual effects. It can be configured with three modules of different sizes, leading to dynamic compositions. The harmonious, rounded lines of the bookcase also make it perfect for use in the middle of the room, such as a divider for open spaces.

This solid wood bookcase has a decidedly evocative character that rounds out any environment like a decorative item.

Nook

Dettagli tecnici / Technical details

p. 321



Nook Libreria in legno frassino moka.

EN Nook Bookshelf in moka ash wood.





Nook Libreria, *Bookshelf.*



Stem

Design Gino Carollo

La libreria Stem utilizza elementi versatili, estetici e funzionali, che ne ampliano l'offerta compositiva, a montanti in legno massello, che generano spazi da vivere in assoluta libertà. Può essere utilizzata a parete o a centro stanza, nella versione lineare o arrotondata, definendo gli ambienti in modo leggero con eleganza e ricercatezza. Mensole in vetro o legno e contenitori in legno arricchiscono le composizioni, dando accesso a soluzioni di storage aggiuntive, che conferiscono alla libreria maggiore funzionalità.

The Stem bookcase uses versatile, aesthetic, functional elements that expand its compositional range, with wooden uprights that create spaces to experience in absolute freedom. It can be used against a wall or in the middle of the room in its linear or rounded version, lightly defining environments with elegance and sophistication. Glass or wooden shelves and wooden containers enhance the compositions, leading to additional storage solutions and giving the bookcase greater functionality.

Stem

Dettagli tecnici / *Technical details*
p. 322



Stem Libreria, *Bookshelf.*



Stem Libreria con struttura in legno frassino moka e metallo champagne e ripiani in vetro cotto bronzo.

EN Stem Bookshelf with moka ash wood and champagne metal structure and bronze cast glass shelves.





Stem Libreria, Bookshelf.



Stem Libreria con struttura in legno frassino moka e metallo brunito, contenitori in legno frassino moka e ripiani in vetro cotto bronzo e legno frassino moka.

EN Stem Bookshelf with moka ash wood and brown metal structure, moka ash wood boxes and bronze cast glass and moka ash wood shelves.





Stem Libreria, Bookshelf;
Pebble Lounge Poltrona e pouf, Armchair and pouf.

Letti

Beds



Lily p. 261

Technical details p. 317



Lily

Design Gino Carollo

I volumi morbidi e accoglienti del letto Lily danno calore e intimità alla camera da letto. Il segno morbido della base in legno e la forma sinuosa della testiera imbottita lo rendono non solo un elemento d'arredo, ma anche un'esperienza sensoriale che cattura l'immaginazione e invita al benessere. Il rivestimento è disponibile in pelle, nabuk o tessuto.

The soft, welcoming volumes of the Lily bed give any bedroom warmth and intimacy. The soft shape of the wooden base and sinuous form of the padded headboard make it not just a piece of furniture, but also a sensory experience that captures the imagination and invites well-being. The upholstery is available in leather, nubuck, or fabric.

Lily

Dettagli tecnici / *Technical details*

p. 317



Lily Letto, *Bed*; **Cloud** Complemento, *Complement*;
Twig Lounge Poltrona, *Armchair*; **Ovoo** Tavolini/Sgabelli, *Coffee Tables/Stools*;
Lagoon Complemento, *Complement*.



Lily Letto in tessuto bouclè B01 e struttura in legno frassino tinta noce. **Ovoo** Tavolino/Sgabello in gres porcellanato finitura materica fango.

Lily Bed in bouclè B01 fabric and walnut color ash wood structure. **Ovoo** Coffee Table/Stool in textured mud ceramic stoneware.

Complementi

Complements



Cloud p. 269
Technical details p. 328



Soil p. 273
Technical details p. 328




Lagoon p. 279
Technical details p. 327



Dew p. 285
Technical details p. 326



Eclipse p. 289
Technical details p. 326



Pangea p. 295
Technical details p. 327



Cloud

Design Gino Carollo

La struttura in legno del paravento Cloud con la sua natura architettonica definisce lo spazio conferendo calore e naturalezza, mentre la forma morbida e arrotondata aggiunge un senso di armonia e fluidità. Questo oggetto dallo stile essenziale, realizzato con struttura in legno ed interno in paglia di Vienna, dona un tocco di eleganza e funzionalità nella divisione degli spazi.

With its architectural style, the wooden structure of the Cloud screen defines the space, giving it warmth and naturalness, while the soft, rounded shape adds a sense of harmony and fluidity. This object, with its essential style, is made with a wooden structure and rattan webbing, giving it a touch of elegance and functionality as a room divider.

Cloud

Dettagli tecnici / *Technical details*

p. 328



Cloud Complemento con struttura in legno frassino tinta noce e inserto in paglia di Vienna naturale.

EN Cloud Complement with walnut color ash wood structure and natural Vienna straw insert.





Soil

Design Gino Carollo

Soil, una composizione scultorea di contenitori a muro, fonde con maestria design e funzionalità. Realizzati in legno, questi contenitori emanano un calore naturale e una sensazione di autenticità, aggiungendo un tocco di eleganza organica agli spazi in cui sono collocati. La loro presenza trasmette un senso di equilibrio e armonia, creando un ambiente accogliente e raffinato.

Soil, a sculptural composition of wall-mounted containers, blends with designer mastery and functionality. Made of wood, these containers exude a natural warmth and feeling of authenticity, adding a touch of organic elegance to the surrounding space. Their presence conveys a sense of balance and harmony, creating a welcoming, refined environment.

Soil

Dettagli tecnici / *Technical details*

p. 328



Soil Complemento, *Complement*;
Pebble Lounge Poltrona e pouf, *Armchair and pouf*;
Drop Tavolino, *Coffee Table*.



Soil Complemento con struttura in legno frassino moka e specchio bronzo.

EN Soil Complement with moka ash wood structure and bronze mirror.



Lagoon

Design Gino Carollo

Il gioco di sovrapposizione di diversi layer di specchio e vetro cotto caratterizza lo specchio Lagoon, che diventa un oggetto dalla forte componente decorativa.

Lagoon è costituito da tre parti: la prima in specchio, la seconda in specchio bronzo o fumè, a cui viene sovrapposta una forma morbida centrale in vetro cotto disponibile in varie colorazioni.

The overlapping layers of mirrors and textured glass make the Lagoon mirror a highly decorative object.

Lagoon consists of three parts: the first is a mirror, the second is a bronze or smoked mirror, and the third is a soft overlapping central shape made of textured glass available in different colours.

Lagoon

Dettagli tecnici / *Technical details*

p. 327



Lagoon Complemento con specchio argento, specchio bronzo e vetro cotto bronzo. **Twig Lounge** Poltrona con base in legno frassino tinta noce e tessuto bouclé B02.

EN Lagoon Complement with silver mirror, bronze mirror and bronze cast glass. **Twig Lounge** Armchair with walnut color ash wood base and B02 bouclé fabric.





Lagoon Complemento con specchio argento, specchio fumè e vetro cotto fumè. **Flow** Madia con struttura in legno frassino nero assoluto e top in marmo Nero antico.

EN Lagoon Complement with silver mirror, smoked mirror and smoked cast glass. **Flow** Sideboard with absolute black ash wood structure and Nero antico marble top.



Dew

Design Gino Carollo

La forma amorfa e organica degli specchi Dew, ispirata alla natura, dona un senso di fluidità e armonia negli spazi in cui sono collocati. Sono caratterizzati da un profilo perimetrale metallico che ne definisce il carattere e dà un tocco artistico e minimalista.

The amorphous organic shapes of the Dew mirrors are inspired by nature, lending a sense of fluidity and harmony to the rooms where they are situated. They feature a metal edge that defines the character and gives it a minimalist artistic touch.

Dew

Dettagli tecnici / *Technical details*
p. 326



Dew Complemento con specchio e cornice in metallo champagne e oro luxor. **Twig Lounge** Poltrona con base in legno frassino tinta noce e tessuto bouclè B02.

EN Dew Complement with mirror and champagne and luxor gold metal frame. **Twig Lounge** Armchair with walnut color ash wood base and bouclè B02 fabric.



Eclipse

Design Gino Carollo

Le forme essenziali e lineari dello specchio Eclipse vengono incorniciate ed impreziosite dalla caratteristica cornice in vetro cotto. La luce LED perimetrale, una volta accesa, crea un magico gioco di luci e riflessi che aggiunge eleganza all'ambiente e crea un'atmosfera unica e misteriosa. Questo specchio non solo è funzionale, ma è anche un elemento di design che cattura l'attenzione e trasforma lo spazio in cui è collocato.

The essential, linear shape of the Eclipse mirror is framed and embellished with characteristic textured glass. The LED lights around the perimeter create a magical play of light and reflections that add elegance to the environment and create a unique, mysterious atmosphere. This mirror is not only functional, but also an element of design that captures the attention and transforms the space where it is located.

Eclipse

Dettagli tecnici / *Technical details*
p. 326



Eclipse Complemento con specchio e vetro cotto ambra.
Dusk Madia in legno frassino moka.

EN Eclipse Complement with mirror and amber cast glass.
Dusk Sideboard in moka ash wood.





Eclipse Complemento con specchio e vetro cotto extrachiaro.

EN Eclipse Complement with mirror and extra-clear cast glass.





Pangea

Design Gino Carollo

Il morbido volume dello specchio Pangea cattura e riflette l'ambiente che lo accoglie donandogli un tocco di naturalezza e preziosità. La collezione presenta due forme di dimensioni diverse che una volta accostate creano un insieme complementare e affascinante. Un'aggiunta perfetta per arricchire qualsiasi spazio con stile e raffinatezza.

The soft volume of the Pangea mirror captures and reflects the surrounding environment, giving it a touch of nature and fineness. The collection contains two shapes with different sizes that when combined, create a fascinating complementary whole. It is the perfect addition for enhancing any space with style and elegance.

Pangea

Dettagli tecnici / *Technical details*

p. 327



Pangea Complemento in specchio argento e specchio bronzo. **Dusk** Madia con struttura in legno frassino moka e top in marmo Arabescato rosso orobico.

EN Pangea Complement in silver mirror and bronze mirror. **Dusk** Sideboard with moka ash wood structure and Arabescato rosso orobico marble top.

Informazioni tecniche

Technical informations

Bloom

design Gino Carollo



PIANO / TOP

Materico / Textured

Legno / Wood

Marmo / Marble

Ceramica / Ceramic

BASE / BASE

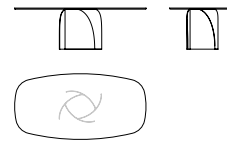
Metallo / Metal

Luxor / Luxor

Materico / Textured

DISEGNI / DRAWINGS

Bloom pag. 13



MISURE / SIZES

200 X 110 X h 75 cm
79" X 43" X h 30"

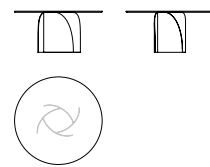
240 X 120 X h 75 cm
94" X 47" X h 30"

300 X 120 X h 75 cm
118" X 47" X h 30"

200 X 109 X h 75 cm
79" X 43" X h 30"

240 X 109 X h 75 cm
94" X 43" X h 30"

300 X 109 X h 75 cm
118" X 43" X h 30"



Ø 160 X h 75 cm
Ø 63" X h 30"

Blow

design Gino Carollo



PIANO / TOP

Materico / Textured

Legno / Wood

Marmo / Marble

Ceramica / Ceramic

BASE / BASE

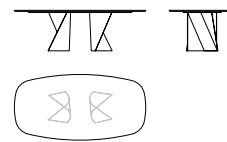
Metallo / Metal

Luxor / Luxor

Materico / Textured

DISEGNI / DRAWINGS

Blow pag. 79



MISURE / SIZES

200 X 110 X h 75 cm
79" X 43" X h 30"

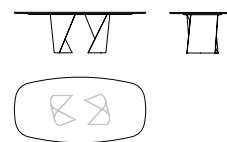
240 X 120 X h 75 cm
94" X 47" X h 30"

300 X 120 X h 75 cm
118" X 47" X h 30"

200 x 109 X h 75 cm
79" x 43" X h 30"

240 x 109 X h 75 cm
94" x 43" X h 30"

300 x 109 X h 75 cm
118" x 43" X h 30"



200 X 110 X h 75 cm
79" X 43" X h 30"

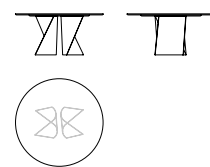
240 X 120 X h 75 cm
94" X 47" X h 30"

300 X 120 X h 75 cm
118" X 47" X h 30"

200 x 109 X h 75 cm
79" x 43" X h 30"

240 x 109 X h 75 cm
94" x 43" X h 30"

300 x 109 X h 75 cm
118" x 43" X h 30"



Ø 160 X h 75 cm
Ø 63" X h 30"

Blur

design Gino Carollo



PIANO / TOP

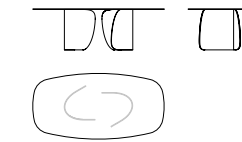
Vetro cotto / Cast Glass

BASE / BASE

Vetro cotto / Cast Glass

DISEGNI / DRAWINGS

Blur pag. 31

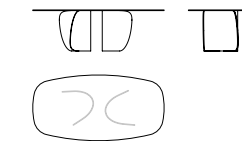


MISURE / SIZES

200 X 110 X h 75 cm
79" X 43" X h 30"

240 X 120 X h 75 cm
94" X 47" X h 30"

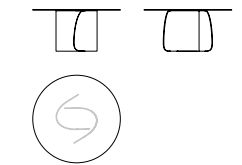
300 X 120 X h 75 cm
118" X 47" X h 30"



200 X 110 X h 75 cm
79" X 43" X h 30"

240 X 120 X h 75 cm
94" X 47" X h 30"

300 X 120 X h 75 cm
118" X 47" X h 30"



Ø 160 X h 75 cm
Ø 63" X h 30"

Lymph

design Studio28



PIANO / TOP

Materico / Textured

Legno / Wood

Marmo / Marble

Ceramica / Ceramic

BASE / BASE

Legno / Wood

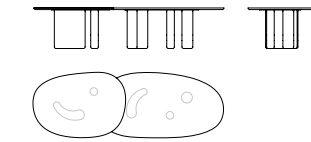
Luxor / Luxor

Materico / Textured

Marmo / Marble

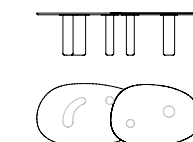
DISEGNI / DRAWINGS

Lymph pag. 89

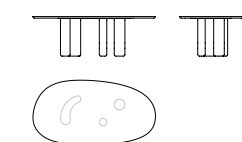


MISURE / SIZES

350 X 120 X h 75 cm
138" X 47" X h 30"

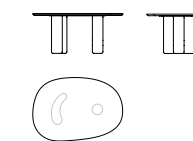


290 X 110 X h 75 cm
114" X 43" X h 30"



230 X 120 X h 75 cm
90" X 47" X h 30"

230 X 109 X h 75 cm
90" X 43" X h 30"



170 X 120 X h 75 cm
67" X 47" X h 30"

170 X 109 X h 75 cm
67" X 43" X h 30"

Monolith

design Gino Carollo



PIANO / TOP

Materico / Textured

Legno / Wood

Marmo / Marble

BASE / BASE

Legno / Wood

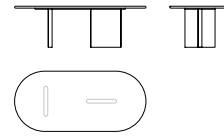
Luxor / Luxor

Materico / Textured

Marmo / Marble

DISEGNI / DRAWINGS

Monolith pag. 41

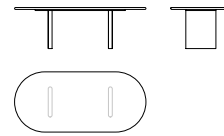


MISURE / SIZES

200 X 100 X h 75 cm
79" X 39" X h 30"

240 X 109 X h 75 cm
94" X 43" X h 30"

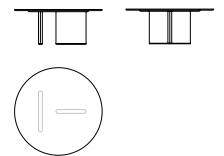
300 X 109 X h 75 cm
118" X 43" X h 30"



200 X 100 X h 75 cm
79" X 39" X h 30"

240 X 109 X h 75 cm
94" X 43" X h 30"

300 X 109 X h 75 cm
118" X 43" X h 30"



Ø 160 X h 75 cm
Ø 63" X h 30"

Tide Glass

design Gino Carollo



PIANO / TOP

Vetro / Cast

Vetro cotto / Cast Glass

BASE / BASE

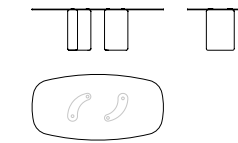
Legno / Wood

Luxor / Luxor

Materico / Textured

DISEGNI / DRAWINGS

Tide Glass pag. 56

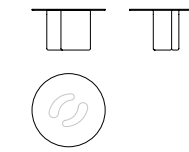


MISURE / SIZES

200 X 110 X h 75 cm
79" X 43" X h 30"

240 X 120 X h 75 cm
94" X 47" X h 30"

300 X 120 X h 75 cm
118" X 47" X h 30"



Ø 160 X h 75 cm
Ø 63" X h 30"

Tide

design Gino Carollo



PIANO / TOP

Materico / Textured

Legno / Wood

Marmo / Marble

Ceramica / Ceramic

BASE / BASE

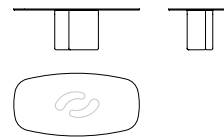
Legno / Wood

Luxor / Luxor

Materico / Textured

DISEGNI / DRAWINGS

Tide pag. 49



MISURE / SIZES

200 X 110 X h 75 cm
79" X 43" X h 30"

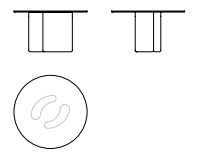
240 X 120 X h 75 cm
94" X 47" X h 30"

300 X 120 X h 75 cm
118" X 47" X h 30"

200 X 109 X h 75 cm
79" X 43" h 30"

240 X 109 X h 75 cm
94" X 43" h 30"

300 X 109 X h 75 cm
118" X 43" h 30"



Ø 160 X h 75 cm
Ø 63" X h 30"

Tide Lounge

design Gino Carollo



PIANO / TOP

Materico / Textured

Legno / Wood

Marmo / Marble

Ceramica / Ceramic

BASE / BASE

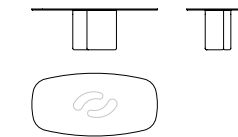
Legno / Wood

Luxor / Luxor

Materico / Textured

DISEGNI / DRAWINGS

Tide Lounge pag. 55



MISURE / SIZES

200 X 110 X h 68 cm
79" X 43" X h 27"

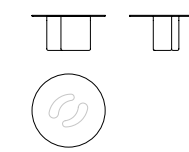
240 X 120 X h 68 cm
94" X 47" X h 27"

300 X 120 X h 68 cm
118" X 47" X h 27"

200 X 109 X h 68 cm
79" X 43" h 27"

240 X 109 X h 68 cm
94" X 43" h 27"

300 X 109 X h 68 cm
118" X 43" h 27"



Ø 160 X h 68 cm
Ø 63" X h 27"

Sail

design Studio 28



PIANO / TOP

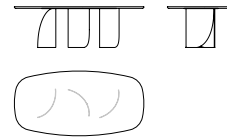
Materico / Textured
Legno / Wood
Marmo / Marble
Ceramica / Ceramic

BASE / BASE

Metallo / Metal
Luxor / Luxor
Materico / Textured

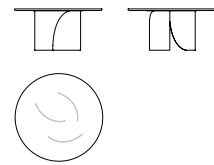
DISEGNI / DRAWINGS

Sail pag. 61



MISURE / SIZES

200 X 110 X h 75 cm
79" X 43" X h 30"
240 X 120 X h 75 cm
94" X 47" X h 30"
300 X 120 X h 75 cm
118" X 47" X h 30"
200 x 109 X h 75 cm
79"x 43" X h 30"
240 x 109 X h 75 cm
94"x 43" X h 30"
300 x 109 X h 75 cm
118"x 43" X h 30"



Ø 160 X h 75 cm
Ø 63" X h 30"

Tribe

design Studio28



PIANO / TOP

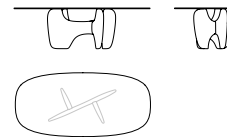
Vetro / Glass
Vetro cotto / Cast Glass
Marmo / Marble
Ceramica / Ceramic

BASE / BASE

Legno / Wood
Materico / Textured
Luxor / Luxor

DISEGNI / DRAWINGS

Tribe pag. 19



MISURE / SIZES

200 X 110 X h 75 cm
79" X 43" X h 30"
240 X 120 X h 75 cm
94" X 47" X h 30"
300 X 120 X h 75 cm
118" X 47" X h 30"

Tribe Stone

design Studio28



PIANO / TOP

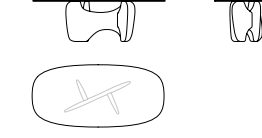
Vetro / Glass
Vetro cotto / Cast Glass
Marmo / Marble

BASE / BASE

Marmo / Marble

DISEGNI / DRAWINGS

Tribe Stone pag. 25



MISURE / SIZES

200 X 110 X h 75 cm
79" X 43" X h 30"
240 X 120 X h 75 cm
94" X 47" X h 30"
300 X 120 X h 75 cm
118" X 47" X h 30"

Waterfall

design Gino Carollo



PIANO / TOP

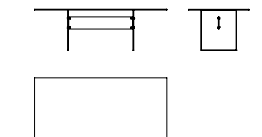
Vetro cotto / Cast Glass

BASE / BASE

Vetro cotto / Cast Glass

DISEGNI / DRAWINGS

Waterfall pag. 71



MISURE / SIZES

200 X 110 X h 75 cm
79" X 43" X h 30"
240 X 110 X h 75 cm
94" X 43" X h 30"
300 X 110 X h 75 cm
118" X 43" X h 30"

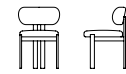
Bay

design Gino Carollo



DISEGNI / DRAWINGS

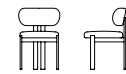
Bay Metal pag. 109



MISURE / SIZES

48 X 51,5 X h 49/78 cm
19" X 20" X h 19,3"/30,7"

Bay Wood pag. 109



48 X 51,5 X h 49/78 cm
19" X 20" X h 19,3"/30,7"

RIVESTIMENTO / COVER

Tessuto / Fabric

Pelle / Leather

Nabuk / Nubuck

BASE / BASE

Legno / Wood

Metallo / Metal

Luxor / Luxor


Bay Armchair

design Gino Carollo



DISEGNI / DRAWINGS

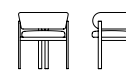
Bay Metal Armchair pag. 115



MISURE / SIZES

62 X 52 X h 49/72 cm
24,4" X 20,5" X h 19,3 / 28,3"

Bay Wood Armchair pag. 115



62 X 52 X h 49/72 cm
24,4" X 20,5" X h 19,3 / 28,3"

RIVESTIMENTO / COVER

Tessuto / Fabric

Pelle / Leather

Nabuk / Nubuck

BASE / BASE

Legno / Wood

Metallo / Metal

Luxor / Luxor

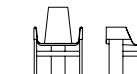
Manta

design Studio28



DISEGNI / DRAWINGS

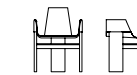
Manta pag. 131



MISURE / SIZES

61 X 55 X h 44/90 cm
24" X 21,6" X h 17,3"/35,4"

Manta Low pag. 135



61 X 55 X h 44/79 cm
24" X 21,6" X h 17,3"/31"

RIVESTIMENTO / COVER

Cuoio / Tuscany leather

BASE / BASE

Legno / Wood

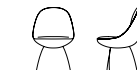
Nest

design Gino Carollo



DISEGNI / DRAWINGS

Nest pag. 127



MISURE / SIZES

51 X 55 h X 46/82 cm
20" X 21,6" X h 18"/32"

RIVESTIMENTO / COVER

Tessuto / Fabric

Pelle / Leather

Nabuk / Nubuck

BASE / BASE

Tessuto / Fabric

Pelle / Leather

Nabuk / Nubuck

Origin

design Gino Carollo



DISEGNI / DRAWINGS

Origin pag. 143



MISURE / SIZES

50 X 56 X h 49/80 cm
19.7" X 22" X h 19.3"/31.5"

Twig

design Gino Carollo



DISEGNI / DRAWINGS

Twig pag. 121



MISURE / SIZES

50 X 61 X h 49/81 cm
19.7" X 24" X h 19.3"/32"

RIVESTIMENTO / COVER

Tessuto / Fabric

Pelle / Leather

Nabuk / Nubuck

BASE / BASE

Tessuto / Fabric

Pelle / Leather

Nabuk / Nubuck

RIVESTIMENTO / COVER

Tessuto / Fabric

Pelle / Leather

Nabuk / Nubuck

BASE / BASE

Legno / Wood

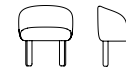
Pebble

design Gino Carollo



DISEGNI / DRAWINGS

Pebble pag. 139



MISURE / SIZES

62 X 60 X h 51/73 cm
24.4" X 23.6" X h 20"/28.7"

RIVESTIMENTO / COVER

Tessuto / Fabric

Pelle / Leather

Nabuk / Nubuck

BASE / BASE

Legno / Wood

Dune

design Gino Carollo



RIVESTIMENTO / COVER

Tessuto / *Fabric*

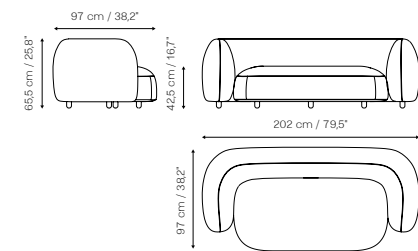
Pelle / *Leather*

Nabuk / *Nubuck*

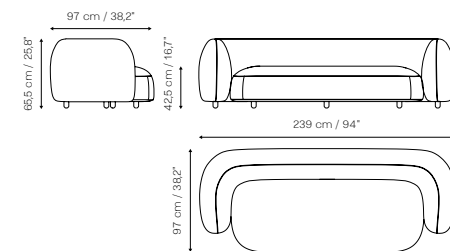
MODULI / MODULES

Dune pag. 149

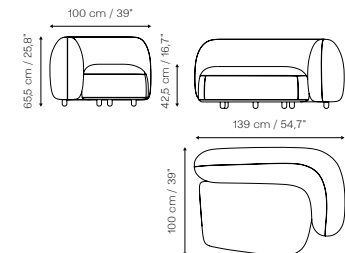
Divano 2 posti 202
Sofa 2 seats 79,5



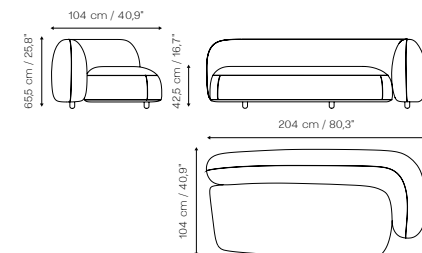
Divano 3 posti 239
Sofa 3 seats 94



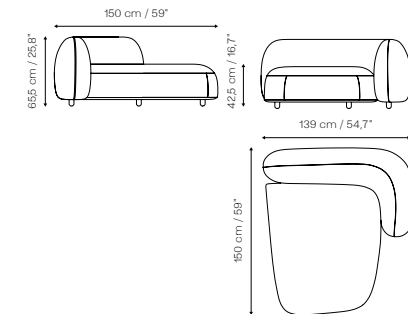
Terminale curvo 139 dx o sx
Curved end-unit 54,7" rh or lh



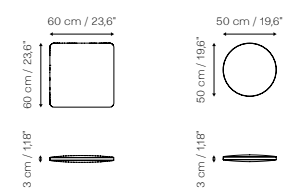
Terminale curvo 204 dx o sx
Curved end-unit 80,3 rh or lh



Penisola 150 dx o sx
Chaise longue 59 rh or lh



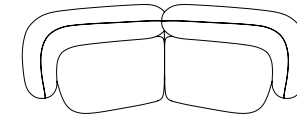
Cuscini optional
Optional cushions



COMPOSIZIONI / SETUPS MISURE / SIZES

Dune curvo 4 posti
Dune curved 4 seats

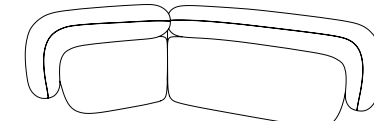
267 X 100 X h 65,5 cm
105" X 39" X h 25,8"



COMPOSIZIONI / SETUPS MISURE / SIZES

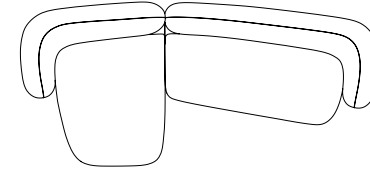
Dune curvo 5 posti
Dune curved 5 seats

334 X 115 X h 65,5 cm
131,4" X 45,3" X h 25,8"



Dune curvo penisola 4 posti
Dune curved chaise-longue 4 seats

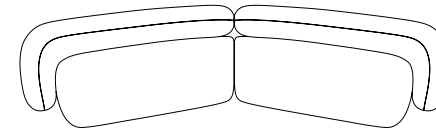
334 X 150 X h 65,5 cm
131,4" X 59" X h 25,8"



Dune composizione 4 posti / Setup 4 seats pag. 164-165

Dune curvo 6 posti
Dune curved 6 seats

402 X 115 X h 65,5 cm
158,3" X 45,3" X h 25,8"



Dune composizione 6 posti / Setup 6 seats pag. 162-163

Dune Wood

design Gino Carollo



RIVESTIMENTO / COVER BASE / BASE

Tessuto / Fabric

Legno / Wood

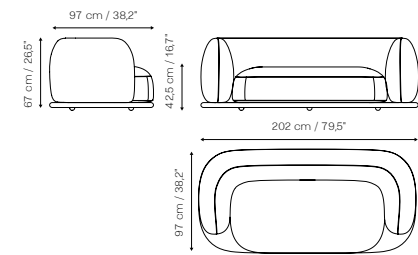
Pelle / Leather

Nabuk / Nubuck

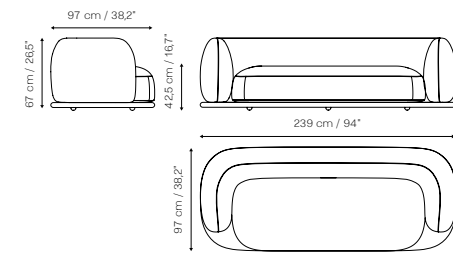
MODULI / MODULES

Dune Wood pag. 149

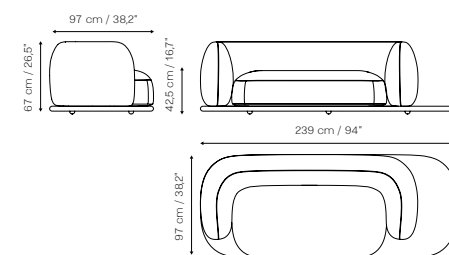
Divano 2 posti 202
Sofa 2 seats 79,5



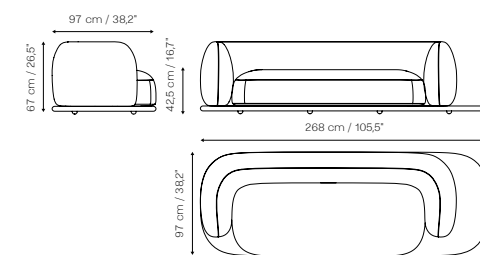
Divano 3 posti 239
Sofa 3 seats 94



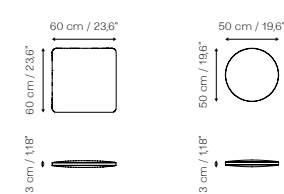
Divano 2 posti 239 dx o sx
Sofa 2 seats 94 rh or lh



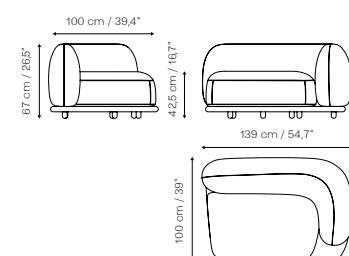
Divano 3 posti 268 dx o sx
Sofa 3 seats 105,5 rh or lh



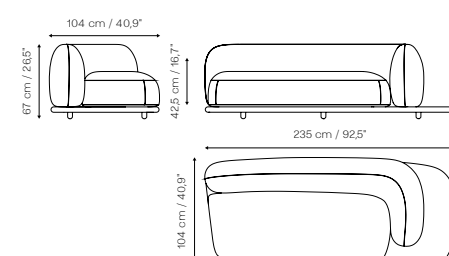
Cuscini optional
Optional cushions



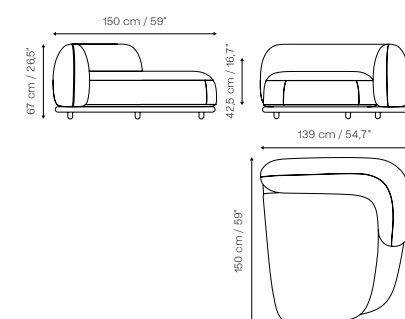
Terminale curvo 139 dx o sx
Curved end-unit 54,7 rh or lh



Terminale curvo 235 dx o sx
Curved end-unit 92,5 rh or lh



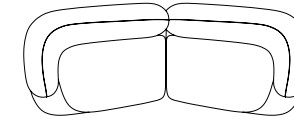
Penisola 150 dx o sx
Chaise longue 59 rh or lh



COMPOSIZIONI / SETUPS MISURE / SIZES

Dune curvo 4 posti
Dune curved 4 seats

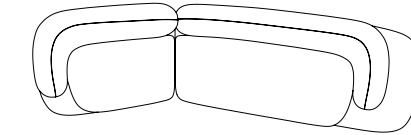
268 X 104 X h 67,5 cm
105,5\" X 40,9\" X h 26,5\"



COMPOSIZIONI / SETUPS MISURE / SIZES

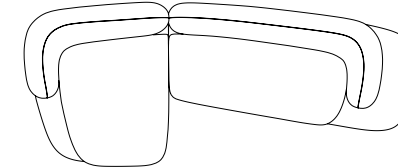
Dune curvo 5 posti
Dune curved 5 seats

361 X 120 X h 67,5 cm
142,2\" X 47,2\" X h 26,5\"



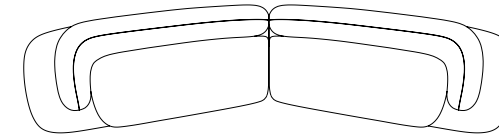
Dune curvo penisola 4 posti
Dune curved chaise-longue 4 seats

361 X 150 X h 67,5 cm
142,2\" X 59\" X h 26,5\"



Dune curvo 6 posti
Dune curved 6 seats

456 X 120 X h 67,5 cm
179,5\" X 47\" X h 26,5\"



Dune composizione 6 posti / Setup 6 seats pag. 158-161

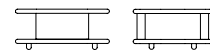
Dune Coffee Table

design Gino Carollo

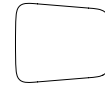


DISEGNI / DRAWINGS

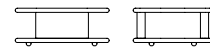
Dune tavolino per divano Dune wood
Dune coffee table for Dune wood sofa



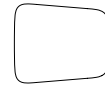
75,5 X 90 X h 38 cm
29,7" X 35,4" X h 15"



Dune tavolino per divano Dune
Dune coffee table for Dune sofa



75,5 X 90 X h 36 cm
29,7" X 35,4" X h 14,2"



PIANO / TOP

Legno / Wood

Marmo / Marble

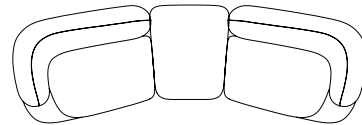
BASE / BASE

Legno / Wood

COMPOSIZIONI / SETUPS

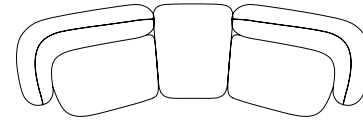
Dune wood 4 posti
Dune wood 4 seats

340 X 112 X h 67,5 cm
133,9" X 44" X h 26,5"



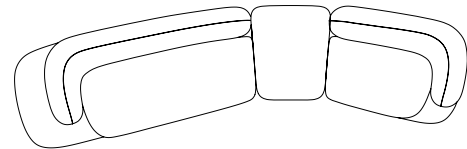
Dune 4 posti
Dune 4 seats

340 X 112 X h 65,5 cm
133,9" X 44" X h 25,8"



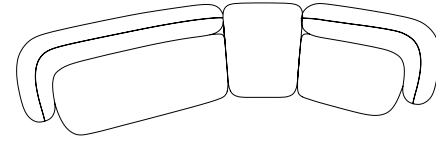
Dune wood 5 posti
Dune wood 5 seats

431 X 134 X h 67,5 cm
169,7" X 52,8" X h 26,5"



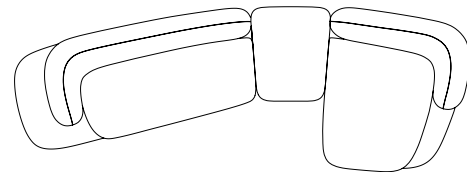
Dune 5 posti
Dune 5 seats

404 X 156 X h 65,5 cm
159" X 61,4" X h 25,8"



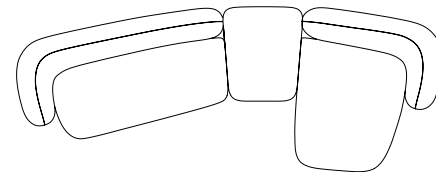
Dune wood 5 posti con penisola
Dune wood 5 seats with chaise-longue

431 X 156 X h 67,5 cm
169,7" X 61,4" X h 26,5"



Dune 5 posti con penisola
Dune 5 seats with chaise-longue

404 X 134 X h 65,5 cm
159" X 52,8" X h 25,8"



Dune composizione 5 posti / Setup 5 seats pag. 150-157

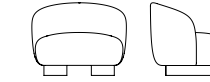
Pebble Lounge

design Gino Carollo



DISEGNI / DRAWINGS

Pebble Lounge pag. 167



110 X 95 X 43/72 cm
43.3" X 37.4" X 17"/28.4"

RIVESTIMENTO / COVER

Tessuto / Fabric

Pelle / Leather

Nabuk / Nubuck

BASE / BASE

Legno / Wood

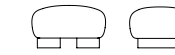
Pebble Big Pouf

design Gino Carollo



DISEGNI / DRAWINGS

Pebble Big Pouf pag. 167



104 X 92 X h 42 cm
41" X 36" X h 16,5"

RIVESTIMENTO / COVER

Tessuto / Fabric

Pelle / Leather

Nabuk / Nubuck

BASE / BASE

Legno / Wood

Twig Lounge

design Gino Carollo



DISEGNI / DRAWINGS

Twig Lounge pag. 173



MISURE / SIZES

76 X 63 X h 43/73 cm
30" X 24.8" X h 17"/28.7"

Lily

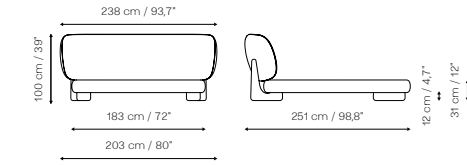
design Gino Carollo



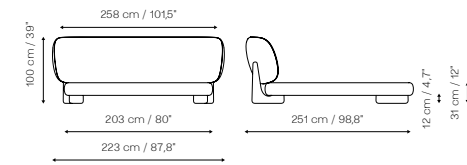
DISEGNI / DRAWINGS

Lily pag. 261

Materasso 180 X 200 cm
Mattress 70,8" X 78,7"



Materasso 200 X 200 cm
Mattress 78,7" X 78,7"



RIVESTIMENTO / COVER

Tessuto / Fabric

Pelle / Leather

Nabuk / Nubuck

BASE / BASE

Legno / Wood

RIVESTIMENTO / COVER

Tessuto / Fabric

Pelle / Leather

Nabuk / Nubuck

BASE / BASE

Legno / Wood

Twig Rocking Chair

design Gino Carollo



DISEGNI / DRAWINGS

Twig Rocking Chair pag. 179



MISURE / SIZES

80 X 85 X h 69 cm
31,5" X 33,5" X h 27,2"

RIVESTIMENTO / COVER

Tessuto / Fabric

Pelle / Leather

Nabuk / Nubuck

BASE / BASE

Legno / Wood

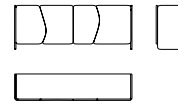
Dolmen

design Gino Carollo



DISEGNI / DRAWINGS

Dolmen pag. 221



MISURE / SIZES

219 X 48 X h 82 cm
86" X 19" X h 32"

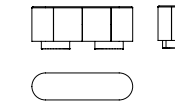
Flow

design Gino Carollo



DISEGNI / DRAWINGS

Flow pag. 211



MISURE / SIZES

187 X 48 X h 78 cm
73,6" X 19" X h 31"

PIANO / TOP

Legno / Wood

Marmo / Marble

Ceramica / Ceramic

STRUTTURA / FRAME

Legno / Wood

PIANO / TOP

Legno / Wood

Marmo / Marble

Ceramica / Ceramic

STRUTTURA / FRAME

Legno / Wood

BASE / BASE

Legno / Wood

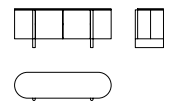
Dusk

design Gino Carollo



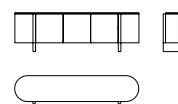
DISEGNI / DRAWINGS

Dusk pag. 231

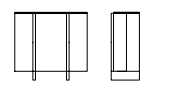


MISURE / SIZES

187 X 54 X h 78 cm
73,6" X 21" X h 31"



240 X 54 X h 78 cm
94,5" X 21" X h 31"



140 X 54 X h 131 cm
55" X 21" X h 51,5"

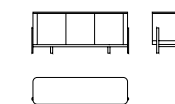
Shell

design Gino Carollo



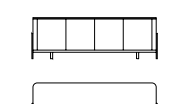
DISEGNI / DRAWINGS

Shell pag. 227



MISURE / SIZES

177 X 48 X h 77 cm
69,5" X 19" X h 30"



230 X 48 X h 77 cm
90,5" X 19" X h 30"

PIANO / TOP

Legno / Wood

Marmo / Marble

Ceramica / Ceramic

STRUTTURA / FRAME

Legno / Wood

PIANO / TOP

Legno / Wood

Marmo / Marble

Ceramica / Ceramic

STRUTTURA / FRAME

Legno / Wood

BASE / BASE

Metallo / Metal

Luxor / Luxor

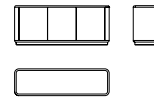
Pod

design Gino Carollo



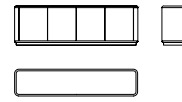
DISEGNI / DRAWINGS

Pod pag. 217



MISURE / SIZES

177 X 48 X h 72 cm
69.5" X 19" X h 28"



230 X 48 X h 72 cm
90.5" X 19" X h 28"

PIANO / TOP

Legno / Wood

Marmo / Marble

Ceramica / Ceramic

STRUTTURA / FRAME

Legno / Wood

BASE / BASE

Metallo / Metal

Luxor / Luxor

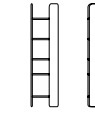
Nook

design Gino Carollo



DISEGNI / DRAWINGS

Nook pag. 241



52 X 44 X h 196 cm
20.5" X 17" X h 77"



100 X 48 X h 196 cm
39" X 19" X h 77"



135 X 48 X h 196 cm
53" X 19" X h 77"

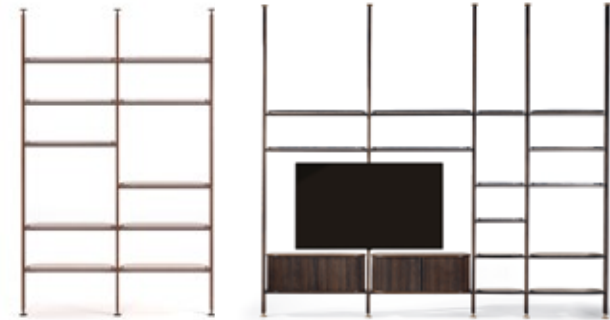
STRUTTURA / FRAME

Legno / Wood

Materico / Textured

Stem

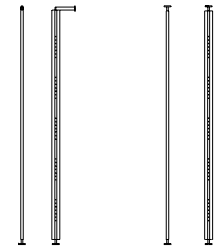
design Gino Carollo



DISEGNI / DRAWINGS

Stem pag. 247

Montante a parete / Wall upright
Montante a soffitto / Ceiling upright

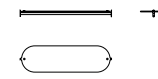


MISURE / SIZES

Montante a parete / Wall upright
h 240 - 280 cm
h 94,5-110,2"

Montante terra-soffitto / Ceiling upright
a misura fino a / bespoke up to
h 300 cm - 118"

Ripiano / Shelf

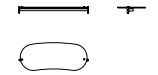


120 X 34 X h 5,5 cm
47,2" X 13,4" X h 2,2"

90 X 34 X h 5,5 cm
35,4" X 13,4" X h 2,2"

60 X 34 X h 5,5 cm
23,6" X 13,4" X h 2,2"

Ripiano curvo / Curved shelf



90 X 34 X h 5,5 cm
35,4" X 13,4" X h 2,2"

MONTANTE / FRAME

Legno / Wood

INSERTI / INSERT

Metallo / Metal

Luxor / Luxor

RIPIANO / SHELF

Legno / Wood

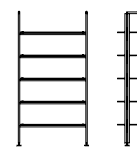
Vetro cotto / Cast Glass

CONTENITORE / BOX

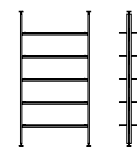
Legno / Wood

COMPOSIZIONI / COMBINATIONS

Parete - 1 modulo
Wall - 1 module



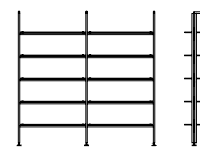
Soffitto - 1 modulo
Ceiling - 1 module



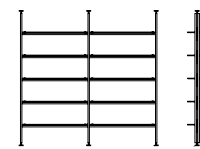
P1
128 X 36,5 X h 240cm
50,4" X 14,3" X h 94,5"

S1
128 X 34 X h 265/280 cm
50,4" X 13,4" X h 104,3"/110"

Parete - 2 moduli
Wall - 2 modules



Soffitto - 2 moduli
Ceiling - 2 modules

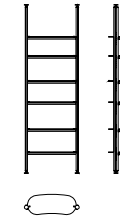


P2
249 X 36,5 X h 240 cm
98" X 14,3" X h 94,5"

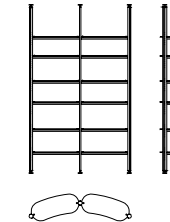
S2
249 X 34 X h 265/280 cm
98" X 13,4" X h 104,3"/110"

COMPOSIZIONI / COMBINATIONS

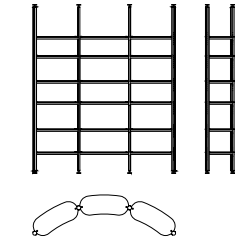
Soffitto - 1 modulo rotondo
Ceiling - 1 round module



Soffitto - 2 moduli rotondi
Ceiling - 2 round modules



Soffitto - 3 moduli rotondi
Ceiling - 3 round modules



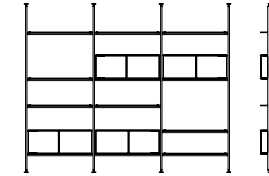
MISURE / SIZES

S1R
94 X 36 X h 280/295 cm
37" X 14" X h 110"/116"

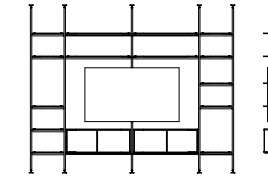
S2R
176 X 46 X h 280/295 cm
69,3" X 18" X h 110"/116"

S3R
248 X 70 X h 280/295 cm
97,6" X 27,5" X h 110"/116"

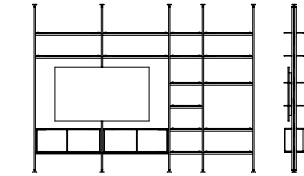
Soffitto - 3 moduli contenitori e ripiani
Ceiling - 3 boxes and shelves modules



Soffitto - Porta tv A con contenitori
Ceiling - Tv holder with box A



Soffitto - Porta tv B con contenitori
Ceiling - Tv holder with box B



S3CR
370 X 34 X h 265/280 cm
145,5" X 13,4" X h 104,3"/110,2"

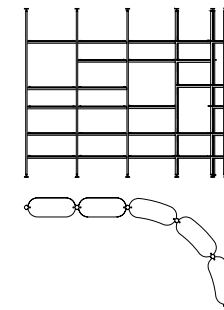
STVA
372 X 34 X h 265/280 cm
146,5" X 13,4" X h 104,3"/110,2"

STVB
400 X 34 X h 265/280 cm
157,5" X 13,4" X h 104,3"/110,2"

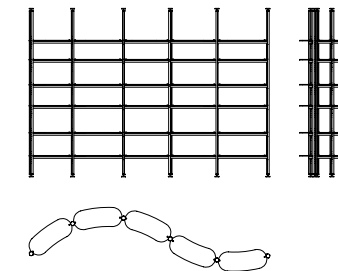
Stem pag. 252-255

Stem pag. 256-257

Soffitto - mix rotondo
Ceiling - mix round



Soffitto - 5 moduli round
Ceiling - 5 round modules

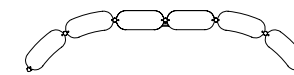
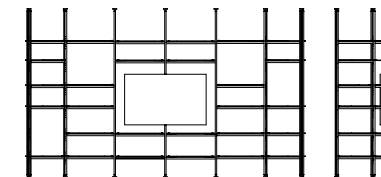


S5RX
374,5 X 185 X h 280/295 cm
147,4" X 72,8" X h 110,2"/116"

S5R
413,5 X 105,5 X h 280/295 cm
162,8" X 41,5" X h 110,2"/116"

Stem pag. 248-251

Parete - Porta tv
Wall - Tv holder



PTVR
486 X 102 X h 280/295 cm
191,3" X 40,2" X h 110,2"/116"

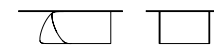
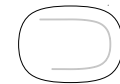
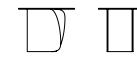
Blur Coffee Table

design Gino Carollo



DISEGNI / DRAWINGS

Blur Coffee Table pag. 187



MISURE / SIZES

65 X 50 X h 50 cm
25,6" X 19,6" X h 19,6"

120 X 88 X h 38 cm
47" X 35" X h 15"

PIANO / TOP

Vetro cotto / Cast glass

STRUTTURA / FRAME

Vetro cotto / Cast glass

Drop

design Gino Carollo



DISEGNI / DRAWINGS

Drop pag. 201



MISURE / SIZES

47 X 43 X h 52 cm
18,5" X 17" X h 20,5"

PIANO / TOP

Vetro cotto / Cast glass

Marmo / Marble

Ceramica / Ceramic

STRUTTURA / FRAME

Materico / Textured

Luxor / Luxor

Legno / Wood

BASE / TOP

Metallo / Metal

Luxor / Luxor

Lake

design Gino Carollo



DISEGNI / DRAWINGS

Lake pag. 195



MISURE / SIZES

130 X 100 X h 32 cm
51" X 39" X h 12,6"

PIANO / TOP

Vetro / Glass

Vetro cotto / Cast glass

Marmo / Marble

Ceramica / Ceramic

BASE / BASE

Materico / Textured

Luxor / Luxor

Legno / Wood

Ovoo

design Gino Carollo



DISEGNI / DRAWINGS

Ovoo pag. 205



MISURE / SIZES

Ø 35 X h 55
Ø 13,8" X h 21,6"



Ø 45 X h 45
Ø 17,7" X h 17,7"

STRUTTURA / FRAME

Materico / Textured

Dew

design Gino Carollo



DISEGNI / DRAWINGS

Dew pag. 285



MISURE / SIZES

100 X 100 X 8 cm
39" X 39" X 3"



130 X 130 X 8 cm
51" X 51" X 3"



90 X 170 X 8 cm
35,5" X 67" X 3"

STRUTTURA / FRAME

Metallo / Metal

Luxor / Luxor

Eclipse

design Gino Carollo



DISEGNI / DRAWINGS

Eclipse pag. 289



MISURE / SIZES

Ø 120 cm
Ø 47"



100 X 120 cm
39" X 47"



60 X 170 cm
23,6" X 67"

STRUTTURA / FRAME

Vetro cotto / Cast Glass

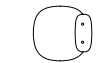
Lagoon

design Gino Carollo



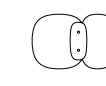
DISEGNI / DRAWINGS

Lagoon pag. 279



MISURE / SIZES

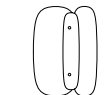
118 X 110 X 2,5 cm
46,5" X 43" X 1"



168 X 110 X 2,5 cm
66" X 43" X 1"



92 X 180 X 2,5 cm
36,2" X 71" X 1"



128 X 180 X 2,5 cm
50" X 71" X 1"

STRUTTURA / FRAME

Specchio / Mirror

INSERTO/ INSERT

Vetro cotto / Cast Glass

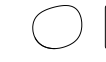
Pangea

design Gino Carollo



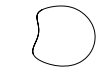
DISEGNI / DRAWINGS

Pangea pag. 295



MISURE / SIZES

100 X 87 X 5 cm
39" X 34" X 2"



125 X 120 X 5 cm
49" X 47" X 2"

CORNICE / FRAME

Specchio / Mirror

Soil

design Gino Carollo

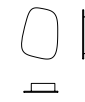


DISEGNI / DRAWINGS

Soil pag. 273



47 X 24 X h 58
18,5" X 9,5" X h 23"



68 X 20 X h 98
27" X 8" X h 38,5"



47 X 24 X h 58
18,5" X 9,5" X h 23"

ANTA / DOOR

Legno / Wood

Specchio / Mirror

STRUTTURA / FRAME

Legno / Wood



68 X 20 X h 98
27" X 8" X h 38,5"

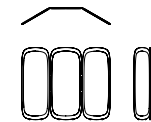
Cloud

design Gino Carollo



DISEGNI / DRAWINGS

Cloud pag. 269



220 X h 180 cm
86,6" X h 71"

STRUTTURA / FRAME

Legno / Wood


INSERTO / INSERT

Paglia di Vienna / Vienna straw


Materiali & finiture

Materials & finishes


Legno / Wood




Frassino caramello
Caramel ash wood




Frassino tinta noce
Walnut color ash wood



Frassino moka
Moka ash wood




Frassino nero assoluto
Absolute black ash wood




Noce americano
American walnut


Materico / Textured



Beige materico
Textured beige




Fango materico
Textured mud




Nero materico
Textured black


Metallo / Metal




Sabbia gofrato
Embossed sand



Champagne
Champagne




Brunito
Brown




Nero opaco
Matt black


Luxor / Luxor



Oro luxor
Luxor gold



Bronzo luxor
Luxor bronze



Titanio luxor
Luxor titanium


Il prodotto finito può differire dal campione.
The finishing of the item might differ slightly from the sample.

Marmo / Marble


CLASSE UNO



Bianco Carrara




Nero Marquina




Dark Emperador

CLASSE DUE




Travertino



Camouflage




Arabescato Nero Orobico




Arabescato Rosso Orobico


CLASSE TRE



Calacatta Gold




Patagonia




Nero Antico

Ceramica / Ceramic




Calacatta Gold




Travertino Opaco



Patagonia




Emperador




Sahara Noir

Il prodotto finito può differire dal campione.
The finishing of the item might differ slightly from the sample.


Vetro cotto / *Cast glass*




Vetro cotto extrachiaro
Extra-clear cast glass



Vetro cotto sfumato ambra
Amber-shade cast glass



Vetro cotto ambra
Amber cast glass



Vetro cotto bronzo
Bronze cast glass




Vetro cotto fumè
Smoked cast glass

Vetro / *Glass*



Vetro extrachiaro
Extra-clear glass



Vetro bronzo
Bronze glass



Vetro fumè
Smoked glass

Rivestimento / Cover

TWILL



TW01



TW02




TW03



TW04



TW05



TW06



TW07



TW08




TW09



TW10



TW11



TW12

Rivestimento / Cover

BOUCLÈ



B01




B02



B03



B04



B05



B06



B07



B08



B09



B10



B11



B12


Il prodotto finito può differire dal campione.
The finishing of the item might differ slightly from the sample.

Rivestimento / Cover

FLUFFY




F01



F02




F03



F04




F05



F06



F07



F08

Rivestimento / Cover

PELLE / LEATHER




PL01




PL02




PL03



PL04



PL05



PL06



PL07




PL08




PL09



PL10



PL11



PL12


Il prodotto finito può differire dal campione.
The finishing of the item might differ slightly from the sample.

Rivestimento / *Cover*

NABUK / *NUBUCK*



NB01




NB02




NB03



NB04



NB05




NB06



NB07



NB08



NB08

Rivestimento / *Cover*

CUOIO / *TUSCANY LEATHER*




Beige



Cognac



Oliva



Testa di Moro



Nero

Copyright © 2024 Nature Design

Tutti i diritti relativi a tutti i testi, layout e immagini sono riservati.

Nessun testo, layout o immagine può essere utilizzato o riprodotto per scopi commerciali da terzi, inclusi rivenditori, negozi online e altri, senza previa approvazione scritta da parte di Nature Design.

Nature Design si riserva il diritto di modificare, senza preavviso, materiali, rivestimenti, finiture e disegni dei prodotti del presente catalogo. I colori e le finiture mostrati sono indicativi e possono differire da quelli reali.

All rights reserved for all text, layout and images.

No text, layout or pictures may be used or reproduced for commercial purposes by third parties, including dealers, retailers, internet shops and others, without prior written approval from Nature Design.

Nature Design reserves the right to change, without any notice, materials, covers, finishes and drawings of products in this catalogue. Colours and finishes shown are approximate and may differ from actual ones.

Art Direction

Gino Carollo Studio

Visual Content

Gino Carollo Studio

Photography

Pierluigi Fossa

Stylist

Elisa Musso

Graphic Design

Formo

Printing

Opero

Contributing Writers

Gino Carollo Studio

Props

Cham Ceramica
Colombino Clay
FontanaArte
MMairo
Nemo Lighting

Per ulteriori informazioni vi invitiamo a visitare il nostro sito web.

For further information please visit our website.

naturedesign.com

Cerea, Verona - Italy
Tel. +39 (0)442 321236
info@naturedesign.com

